







FEI

Sandringham Horse Driving Trials 26-29 June 2014



Final Results

RANKING	TEAM	NAME	A	B	C	POINTS	RANKING
1	 GER	GERMANY	80.60	134.47	12.00	227.07	1
		102 *BEERHUES Markus (H)	(44.70)	(73.55)	6.00		
		103 *LEHRTER Heiner (P)	44.00	68.46	6.00		
		105 *ROEDER Alexandra (H)	36.60	66.01	(9.00)		
2	 NED	NETHERLANDS	83.70	146.04	15.00	244.74	2
		109 *POPPEN Jacques (H)	35.90	71.28	0.00		
		111 *STRUIJK Adriaan (P)	(41.50)	(EL)	(0.00)		
		112 *VAN MARWYK Aad (H)	47.80	74.76	15.00		
3	 USA	UNITED STATES	85.80	156.23	6.00	248.03	3
		116 *FITCH Virginia (P)	42.10	80.72	(9.00)		
		117 *GILES Robert (P)	43.70	75.51	6.00		
		119 *KASTAMA Diane (H)	(52.00)	(111.32)	0.00		
4	 GBR	GREAT BRITAIN	94.80	161.11	9.00	264.91	4
		122 *DANIEL Deborah (P)	47.20	84.46	6.00		
		125 *TYAS PAICE Lindsey (P)	(48.40)	(85.73)	(9.00)		
		126 *WARD Mick (P)	47.60	76.65	3.00		

©Driving Program by Philippe Liénart (BEL) - philippe@lienart.com

NON OFFICIAL RESULTS 10:22

Please advise for possible errors

**FEI****Sandringham Horse Driving Trials 26-29 June 2014****Final Results**

NR	NAME		CLT	A	CLT	B	CLT	A+B	CLT	C	CLT	A+B+C	CLT
*** FEI ADV SINGLE PONY													
52	MART Sue	GBR	1	50.24	1	83.03	2	133.27	1	0.00	1	133.27	1
51	AINSCOUGH Chris	GBR	2	63.68	3	79.49	1	143.17	2	3.00	2	146.17	2
*** FEI ADV PONY PAIRS													
72	CAMPBELL Roger	GBR	1	46.83	1	89.29	1	136.12	1	0.00	1	136.12	1
70	CLARKE Alan	GBR	2	57.81	2	98.33	3	156.14	2	5.34	2	161.48	2
74	ADAMS Joseph	GBR	3	67.52	4	91.52	2	159.04	3	5.77	3	164.81	3
73	O'SLATTERA Brian	IRL		65.28	3	128.76	4	194.04	4		EL		
*** FEI PONY FOURS													
85	AZIZ Ray	GBR	1	72.45	2	128.70	1	201.15	1	14.95	1	216.10	1
86	BRADFORD Tim	GBR	2	88.96	3	291.05	2	380.01	2	43.76	2	423.77	2
*** FEI ADV SINGLE HORSE													
68	WERE Matt	IRL	1	47.68	2	86.39	3	134.07	1	5.65	5	139.72	1
61	LITTLECHILD Ellen	GBR	2	50.77	3	86.59	4	137.36	2	3.80	4	141.16	2
58	PIMBBLET Nicola	GBR	3	52.69	4	90.59	5	143.28	5	0.00	1	143.28	3
60	MEREDITH Sarah	GBR	4	46.93	1	92.22	7	139.15	4	7.53	8	146.68	4
62	ATKINSON Patti	GBR	5	52.91	5	90.79	6	143.70	6	3.00	3	146.70	5
57	LAWRENCE Elizabeth	AUS	6	53.65	7	93.54	8	147.19	8	0.00	2	147.19	6
65	BAILEY Terry	GBR	7	53.55	6	84.31	1	137.86	3	15.00	10	152.86	7
66	SIMMONS Sara	GBR	8	59.95	9	85.90	2	145.85	7	9.93	9	155.78	8
56	NEILL Pam	GBR	9	56.85	8	93.59	9	150.44	9	6.00	6	156.44	9
64	CAIRNS Lorraine	AUS	10	68.05	10	94.75	10	162.80	10	7.35	7	170.15	10
*** FEI ADV HORSE PAIRS													
81	CAPSTICK Barry	IRL	1	39.11	1	85.12	1	124.23	1	0.00	1	124.23	1
79	ROHRSEN Annika	IRL	2	56.28	3	102.00	3	158.28	3	14.64	2	172.92	2
75	BROOME James	GBR	3	56.75	4	95.59	2	152.34	2	25.58	6	177.92	3
76	FLANAGAN Angela	GBR	4	64.77	5	106.67	4	171.44	5	18.15	4	189.59	4
77	MATTHEWS David	GBR	5	55.10	2	110.28	5	165.38	4	24.49	5	189.87	5
82	LINDSAY Diana	GBR	6	66.13	6	111.45	6	177.58	6	17.36	3	194.94	6
80	VAN NIEKIRK Wayne	RSA	7	72.86	7	125.50	7	198.36	7	27.69	7	226.05	7
84	FORSTER Rodney	RSA	8	75.57	8	146.52	8	222.09	8	30.54	8	252.63	8
*** FEI HORSE FOURS													
88	EXELL Boyd	AUS	1	37.40	1	98.39	1	135.79	1	0.40	1	136.19	1
95	BOWMAN-RIPLEY Wilf	GBR	2	49.20	2	111.19	2	160.39	2	3.00	2	163.39	2
91	LANE Dick	GBR	3	57.87	8	116.93	3	174.80	3	5.39	4	180.19	3
97	HUNT Georgina	GBR	4	51.91	3	126.78	4	178.69	4	3.00	3	181.69	4
93	BOWMAN George	GBR	5	52.21	4	135.73	6	187.94	5	10.81	5	198.75	5
92	BROADBENT Mark	GBR	6	61.18	10	131.73	5	192.91	6	17.35	7	210.26	6
90	BOWMAN IV George	GBR	7	55.39	7	147.97	8	203.36	8	10.89	6	214.25	7
89	ROBSON Gavin	AUS	8	53.98	5	142.88	7	196.86	7	38.91	8	235.77	8
94	BASSETT Pippa	GBR	9	54.92	6	196.05	9	250.97	9	39.55	9	290.52	9
96	BOWMAN Barnaby	GBR		60.76	9	245.73	10	306.49	10		EL		
*** INTERMEDIATE PONY													

DATE: 30/06/14

With the co-operation from VAN DER WIEL HARNESS BELGIUM

PAGE:

1



FEI

Sandringham Horse Driving Trials 26-29 June 2014



Final Results

NR	NAME		CLT	A	CLT	B	CLT	A+B	CLT	C	CLT	A+B+C	CLT
4	MILNER Steph	GBR	1	63.87	3	86.53	1	150.40	2	0.00	1	150.40	1
3	MARSHALL Leonie	GBR	2	53.07	2	105.06	3	158.13	3	0.00	2	158.13	2
1	SMITH David	GBR	3	48.13	1	97.32	2	145.45	1	14.66	4	160.11	3
2	COOPER Katie	GBR	4	67.60	4	120.27	4	187.87	4	6.00	3	193.87	4
*** INTERMEDIATE HORSE													
40	SCOTT-BARRETT Karen	GBR	HC	35.87	1	97.34	2	133.21	1	1.59	1	134.80	HC
5	WILKINSON John	GBR	1	62.53	3	89.21	1	151.74	2	6.00	2	157.74	1
7	NISBET John	GBR	2	72.93	5	110.95	3	183.88	4	17.51	3	201.39	2
8	GAUSON Bryan	GBR	3	72.27	4	148.18	5	220.45	5	34.07	4	254.52	3
6	HAWLEY Amanda	GBR		50.67	2	117.02	4	167.69	3		EL		
*** OPEN SINGLE PONY													
15	WILKINSON Tara	GBR	1	57.17	3	81.47	1	138.64	2	0.00	1	138.64	1
18	HODGSON Mike	GBR	2	56.75	2	81.66	2	138.41	1	3.00	4	141.41	2
17	MOULD Tony	GBR	3	59.52	4	100.81	5	160.33	3	6.00	6	166.33	3
10	USHER Kim	GBR	4	62.83	6	103.30	6	166.13	6	3.00	2	169.13	4
14	COLLINGS Frances	GBR	5	70.83	7	93.99	3	164.82	5	6.00	5	170.82	5
11	DAVEY Ann	GBR	6	61.55	5	111.67	8	173.22	8	3.00	3	176.22	6
12	BUSHELL Sue	GBR	7	54.61	1	108.98	7	163.59	4	16.89	7	180.48	7
13	WARNER Jan	GBR	8	72.64	8	96.49	4	169.13	7	18.14	8	187.27	8
*** OPEN SINGLE HORSE													
26	HENRY Susan	GBR	1	46.29	1	97.80	2	144.09	1	0.00	2	144.09	1
25	CHRISTIAN Lynda	GBR	2	47.68	2	97.86	3	145.54	2	0.00	1	145.54	2
24	RIPLEY John	GBR	3	55.67	6	91.38	1	147.05	3	6.00	4	153.05	3
21	SMITH Jane	GBR	4	49.81	3	104.22	6	154.03	5	3.00	3	157.03	4
23	NEWBY Gael	GBR	5	52.27	5	103.34	5	155.61	6	9.00	5	164.61	5
22	KIRBY Geoff	GBR	6	50.88	4	101.32	4	152.20	4	21.92	7	174.12	6
27	MCGILL Lucy	GBR	7	69.01	8	134.23	7	203.24	7	12.00	6	215.24	7
19	EDMONDSON Viki	GBR		64.11	7		RE			26.31	8		
*** OPEN PONY PAIRS													
31	WINDER Lynn	GBR	1	61.33	3	111.59	3	172.92	1	0.00	1	172.92	1
33	BARKER Harriet	GBR	2	60.00	2	119.10	4	179.10	3	2.54	2	181.64	2
32	NISBET Amanda	GBR	3	74.27	6	99.93	1	174.20	2	7.85	4	182.05	3
28	SHANNON Peter	GBR	4	72.67	5	109.88	2	182.55	4	18.63	5	201.18	4
30	KINGSLEY-MONKS Barbara	GBR	5	49.87	1	149.45	5	199.32	5	5.05	3	204.37	5
*** OPEN HORSE PAIRS													
35	SMITH Chris	GBR	1	63.07	6	107.55	1	170.62	1	12.04	1	182.66	1
37	PINNOCK Marisa	GBR	2	55.07	2	121.45	2	176.52	2	29.71	4	206.23	2
38	HEATH Graham	GBR	3	39.07	1	155.61	5	194.68	4	17.29	2	211.97	3
36	MAYES Derrick	GBR	4	59.60	5	143.39	4	202.99	5	22.06	3	225.05	4
39	BEAZLEY-RICHARDS Joanna	GBR		58.40	4	131.45	3	189.85	3		EL		
*** PONY TANDEM													
42	BINNS James	GBR	1	60.00	2	117.66	1	177.66	1	2.22	1	179.88	1
41	EDMED Ben	GBR	2	58.93	1	119.69	2	178.62	2	6.00	2	184.62	2

DATE: 30/06/14

With the co-operation from VAN DER WIEL HARNESS BELGIUM

PAGE:

2

**FEI****Sandringham Horse Driving Trials 26-29 June 2014****Final Results**

NR	NAME		CLT	A	CLT	B	CLT	A+B	CLT	C	CLT	A+B+C	CLT
*** HORSE TANDEM													
43	TAYLOR David	GBR	1	58.53	2	177.12	1	235.65	1	6.86	1	242.51	1
44	HILDITCH Judy	GBR	2	73.80	3	238.77	2	312.57	2	21.07	2	333.64	2
45	COOPER Pat	GBR	3	53.47	1	277.01	3	330.48	3	36.86	3	367.34	3
*** PARA GRADE 1													
109	*POPPEN Jacques (H)	NED	1	35.90	1	71.28	2	107.18	1	0.00	1	107.18	1
103	*LEHRTER Heiner (P)	GER	2	44.00	5	68.46	1	112.46	2	6.00	8	118.46	2
102	*BEERHUES Markus (H)	GER	3	44.70	6	73.55	3	118.25	3	6.00	9	124.25	3
120	BARCLAY Lucy (H)	GBR	4	47.20	7	78.53	4	125.73	4	6.00	10	131.73	4
122	*DANIEL Deborah (P)	GBR	5	47.20	7	84.46	5	131.66	5	6.00	6	137.66	5
115	KRONQVIST Birgitta (P)	SWE	6	43.60	4	92.19	9	135.79	7	3.00	4	138.79	6
125	*TYAS PAICE Lindsey (P)	GBR	7	48.40	9	85.73	6	134.13	6	9.00	11	143.13	7
124	LUPTON Margaret (P)	GBR	8	48.40	9	92.61	10	141.01	8	6.00	7	147.01	8
108	GOLDING Emma (P)	IRL	9	56.50	14	90.83	8	147.33	10	3.00	5	150.33	9
101	HOLZKEN Rhine (P)	BEL	10	54.50	12	87.60	7	142.10	9	12.00	12	154.10	10
119	*KASTAMA Diane (H)	USA	11	52.00	11	111.32	13	163.32	13	0.00	3	163.32	11
114	KRISTIANSEN Liv (H)	NOR	12	43.00	3	109.56	12	152.56	11	15.00	13	167.56	12
121	BAVERSTOCK Sarah (P)	GBR	13	54.90	13	99.08	11	153.98	12	18.00	14	171.98	13
111	*STRUJIK Adriaan (P)	NED		41.50	2		EL			0.00	2		
*** PARA GRADE 2													
105	*ROEDER Alexandra (H)	GER	1	36.60	1	66.01	1	102.61	1	9.00	8	111.61	1
117	*GILES Robert (P)	USA	2	43.70	3	75.51	4	119.21	2	6.00	6	125.21	2
126	*WARD Mick (P)	GBR	3	47.60	4	76.65	5	124.25	6	3.00	2	127.25	3
116	*FITCH Virginia (P)	USA	4	42.10	2	80.72	6	122.82	4	9.00	7	131.82	4
112	*VAN MARWYK Aad (H)	NED	5	47.80	5	74.76	3	122.56	3	15.00	9	137.56	5
113	VENEMAN Ingmar (H)	NED	6	50.90	7	72.49	2	123.39	5	15.00	10	138.39	6
123	JOHNSON Sue (H)	GBR	7	51.80	9	90.63	8	142.43	8	0.00	1	142.43	7
106	ROEDER Torsten (P)	GER	8	51.50	8	86.48	7	137.98	7	6.00	4	143.98	8
104	MARKETT Hubert (H)	GER	9	50.50	6	116.64	10	167.14	9	6.00	3	173.14	9
118	GRAY Mary (P)	USA	10	58.30	10	109.17	9	167.47	10	6.00	5	173.47	10

©Driving Program by Philippe Liénart (BEL) - philippe@lienart.com

NON OFFICIAL RESULTS 10:22

Please advise for possible errors



FEI

Sandringham Horse Driving Trials 26-29 June 2014



Detailed Results Dressage

1	FEI ADV SINGLE PONY			C Nicoll		B Borka		E Hagring						PEN	TOTAL		
CLT	NAME		NR	PNTS	CLT	PNTS	CLT	PNTS	CLT	PNTS	CLT	PNTS	CLT		-	%	CLT
1	MART Sue	GBR	52	176.0	1	168.0	1	170.5	1						50.24	68.6	1
2	WALTERS-SYMONS Rosanna	GBR	53	164.0	2	167.0	2	163.0	2						54.61	65.9	2
3	AINSCOUGH Chris	GBR	51	145.0	3	155.0	3	151.5	3						63.68	60.2	3
2	FEI ADV PONY PAIRS			C Nicoll		B Borka		E Hagring						PEN	TOTAL		
CLT	NAME		NR	PNTS	CLT	PNTS	CLT	PNTS	CLT	PNTS	CLT	PNTS	CLT		-	%	CLT
1	CAMPBELL Roger	GBR	72	184.0	1	173.0	1	173.5	1						46.83	70.7	1
2	CLARKE Alan	GBR	70	148.0	2	169.0	2	162.0	2						57.81	63.9	2
3	O'SLATTERA Brian	IRL	73	143.0	3	156.0	3	145.0	4						65.28	59.2	3
4	ADAMS Joseph	GBR	74	135.0	4	149.0	4	149.5	3						67.52	57.8	4
3	FEI PONY FOURS			C Nicoll		R Hagring		S Consell		V Borka		P Medina		PEN	TOTAL		
CLT	NAME		NR	PNTS	CLT	PNTS	CLT	PNTS	CLT	PNTS	CLT	PNTS	CLT		-	%	CLT
1	POWER Gary	GBR	87	124.5	2	148.5	1	148.5	1	149.0	1	130.0	2		70.34	56.0	1
2	AZIZ Ray	GBR	85	132.0	1	141.0	2	133.5	2	144.0	2	133.5	1		72.45	54.7	2
3	BRADFORD Tim	GBR	86	97.0	3	127.5	3	101.0	3	123.0	3	106.5	3		88.96	44.4	3
4	FEI ADV SINGLE HORSE			C Nicoll		B Borka		E Hagring						PEN	TOTAL		
CLT	NAME		NR	PNTS	CLT	PNTS	CLT	PNTS	CLT	PNTS	CLT	PNTS	CLT		-	%	CLT
1	MEREDITH Sarah	GBR	60	183.5	1	177.0	2	169.5	3						46.93	70.7	1
2	WERE Matt	IRL	68	177.5	2	178.0	1	171.0	2						47.68	70.2	2
3	LITTLECHILD Ellen	GBR	61	164.5	6	176.0	3	171.5	1						50.77	68.3	3
4	PIMBLET Nicola	GBR	58	169.5	4	168.0	6	165.5	6						52.69	67.1	4
5	ATKINSON Patti	GBR	62	166.5	5	172.0	4	163.5	7						52.91	66.9	5
6	BAILEY Terry	GBR	65	159.0	8	171.0	5	169.0	4						53.55	66.5	6
7	LAWRENCE Elizabeth	AUS	57	170.0	3	162.0	8	166.5	5						53.65	66.5	7
8	NEILL Pam	GBR	56	161.5	7	165.0	7	157.0	8						56.85	64.5	8
9	SIMMONS Sara	GBR	66	151.5	9	161.0	9	156.5	9						59.95	62.5	9
10	CAIRNS Lorraine	AUS	64	135.5	10	150.0	10	145.5	10						68.05	57.5	10
5	FEI ADV HORSE PAIRS			C Nicoll		R Hagring		S Consell		V Borka		P Medina		PEN	TOTAL		
CLT	NAME		NR	PNTS	CLT	PNTS	CLT	PNTS	CLT	PNTS	CLT	PNTS	CLT		-	%	CLT
1	CAPSTICK Barry	IRL	81	204.5	1	200.5	1	210.0	1	212.0	1	197.5	1		39.11	75.6	1
2	MATTHEWS David	GBR	77	181.0	4	181.5	3	183.5	2	174.0	4	169.0	2		55.10	65.6	2
3	ROHRSEN Annika	IRL	79	184.5	2	183.0	2	180.0	3	179.0	2	152.5	5		56.28	64.8	3
4	BROOME James	GBR	75	181.5	3	179.5	4	168.5	4	177.0	3	168.5	3		56.75	64.5	4
5	FLANAGAN Angela	GBR	76	151.5	6	158.0	6	165.0	5	170.0	6	162.5	4		64.77	59.5	5
6	LINDSAY Diana	GBR	82	169.5	5	161.5	5	143.0	7	172.0	5	149.5	6		66.13	58.7	6
7	VAN NIEKIRK Wayne	RSA	80	148.0	7	147.0	8	149.0	6	152.0	8	142.5	7		72.86	54.5	7
8	FORSTER Rodney	RSA	84	135.5	8	152.0	7	138.5	8	154.0	7	135.5	8		75.57	52.8	8
6	FEI HORSE FOURS			C Nicoll		R Hagring		S Consell		V Borka		P Medina		PEN	TOTAL		
CLT	NAME		NR	PNTS	CLT	PNTS	CLT	PNTS	CLT	PNTS	CLT	PNTS	CLT		-	%	CLT
1	EXELL Boyd	AUS	88	215.0	1	209.5	1	199.0	1	215.0	1	200.5	1		37.40	76.6	1

DATE: 27/06/14

With the co-operation from VAN DER WIEL HARNESS BELGIUM

PAGE: 1



FEI

Sandringham Horse Driving Trials 26-29 June 2014



Detailed Results Dressage

2	BOWMAN-RIPLEY Wilf	GBR	95	190.5	4	192.0	2	180.0	2	196.0	3	180.5	2		49.20	69.3	2
3	HUNT Georgina	GBR	97	200.0	2	191.5	3	170.0	7	181.0	6	173.5	3		51.91	67.6	3
4	BOWMAN George	GBR	93	195.5	3	185.5	5	166.0	9	199.0	2	167.5	6		52.21	67.4	4
5	ROBSON Gavin	AUS	89	179.5	6	187.5	4	179.0	3	183.0	5	169.5	4		53.98	66.3	5
6	BASSETT Pippa	GBR	94	190.0	5	180.5	7	176.0	5	180.0	7	164.0	8		54.92	65.7	6
7	BOWMAN IV George	GBR	90	173.0	9	183.5	6	177.5	4	190.0	4	162.5	9		55.39	65.4	7
8	LANE Dick	GBR	91	169.5	10	180.0	8	175.5	6	171.0	9	169.5	4		57.87	63.8	8
9	BOWMAN Barnaby	GBR	96	174.0	7	171.0	10	170.0	7	171.0	9	155.0	10		60.76	62.0	9
10	BROADBENT Mark	GBR	92	173.5	8	173.5	9	154.0	10	172.0	8	164.5	7		61.18	61.8	10
A	INTERMEDIATE PONY			C Bonney		B Clinghan		E Turner						PEN	TOTAL		
CLT	NAME		NR	PNTS	CLT	PNTS	CLT	PNTS	CLT	PNTS	CLT	PNTS	CLT		-	%	CLT
1	SMITH David	GBR	1	149.0	1	139.5	1	131.0	1						48.13	69.9	1
2	MARSHALL Leonie	GBR	3	137.0	2	136.0	2	128.0	2						53.07	66.8	2
3	COOPER Katie	GBR	2	125.0	3	110.0	3	111.5	3						67.60	57.8	3
B	INTERMEDIATE HORSE			C Bonney		B Clinghan		E Turner						PEN	TOTAL		
CLT	NAME		NR	PNTS	CLT	PNTS	CLT	PNTS	CLT	PNTS	CLT	PNTS	CLT		-	%	CLT
1	SCOTT-BARRETT Karen	GBR	40	165.0	1	158.0	1	142.5	1						35.87	77.6	1
2	HAWLEY Amanda	GBR	6	151.0	2	135.5	2	123.5	2						50.67	68.3	2
3	WILKINSON John	GBR	5	136.5	3	113.0	4	116.0	3						62.53	60.9	3
4	MILNER Steph	GBR	4	129.0	4	121.5	3	110.0	4						63.87	60.1	4
5	GAUSON Bryan	GBR	8	119.5	5	104.5	6	105.0	6						72.27	54.8	5
6	NISBET John	GBR	7	112.5	6	106.5	5	107.5	5						72.93	54.4	6
C	OPEN SINGLE PONY			C Bonney		B Clinghan		E Turner						PEN	TOTAL		
CLT	NAME		NR	PNTS	CLT	PNTS	CLT	PNTS	CLT	PNTS	CLT	PNTS	CLT		-	%	CLT
1	BUSHELL Sue	GBR	12	194.0	1	157.0	2	143.0	4						54.61	65.9	1
2	HODGSON Mike	GBR	18	184.0	2	159.0	1	141.0	7						56.75	64.5	2
3	WILKINSON Tara	GBR	15	180.0	4	140.5	5	161.5	1						57.17	64.3	3
4	MOULD Tony	GBR	17	161.5	6	156.0	3	153.5	2						59.52	62.8	4
5	DAVEY Ann	GBR	11	171.5	5	141.0	4	149.0	3						61.55	61.5	5
6	USHER Kim	GBR	10	182.0	3	140.5	5	133.0	8						62.83	60.7	6
7	COLLINGS Frances	GBR	14	149.0	7	126.0	7	143.0	4						70.83	55.7	7
8	WARNER Jan	GBR	13	145.0	8	122.0	8	142.5	6						72.64	54.6	8
D	OPEN SINGLE HORSE			C Bonney		B Clinghan		E Turner						PEN	TOTAL		
CLT	NAME		NR	PNTS	CLT	PNTS	CLT	PNTS	CLT	PNTS	CLT	PNTS	CLT		-	%	CLT
1	HENRY Susan	GBR	26	201.5	1	166.5	3	165.0	2						46.29	71.1	1
2	CHRISTIAN Lynda	GBR	25	194.0	2	161.5	6	171.0	1						47.68	70.2	2
3	SMITH Jane	GBR	21	193.5	3	173.5	1	149.5	5						49.81	68.9	3
4	KIRBY Geoff	GBR	22	188.0	6	164.5	4	159.0	3						50.88	68.2	4
5	NEWBY Gael	GBR	23	191.5	5	171.0	2	142.5	7						52.27	67.3	5
6	RIPLEY John	GBR	24	193.0	4	163.5	5	156.0	4					5	55.67	65.2	6
7	EDMONDSON Viki	GBR	19	164.0	7	142.5	7	143.0	6						64.11	59.9	7
8	MCGILL Lucy	GBR	27	146.0	8	139.0	8	141.5	8						69.01	56.9	8

DATE: 27/06/14

With the co-operation from VAN DER WIEL HARNESS BELGIUM

PAGE: 2



FEI

Sandringham Horse Driving Trials 26-29 June 2014



Detailed Results Dressage

E		OPEN PONY PAIRS		C Bonney		B Clinghan		E Turner						PEN	TOTAL		
CLT	NAME		NR	PNTS	CLT	PNTS	CLT	PNTS	CLT	PNTS	CLT	PNTS	CLT		-	%	CLT
1	KINGSLEY-MONKS Barbara	GBR	30	143.0	1	136.0	1	134.0	1						49.87	68.8	1
2	BARKER Harriet	GBR	33	128.0	3	135.5	2	111.5	3						60.00	62.5	2
3	WINDER Lynn	GBR	31	133.5	2	121.0	3	115.5	2						61.33	61.7	3
4	WALL Rosemary	GBR	29	122.5	4	109.5	4	107.0	4						69.60	56.5	4
5	SHANNON Peter	GBR	28	115.5	5	106.0	6	106.0	5						72.67	54.6	5
6	NISBET Amanda	GBR	32	110.0	6	108.0	5	103.5	6						74.27	53.6	6
F		OPEN HORSE PAIRS		C Bonney		B Clinghan		E Turner						PEN	TOTAL		
CLT	NAME		NR	PNTS	CLT	PNTS	CLT	PNTS	CLT	PNTS	CLT	PNTS	CLT		-	%	CLT
1	HEATH Graham	GBR	38	153.0	1	161.5	1	139.0	1						39.07	75.6	1
2	PINNOCK Marisa	GBR	37	146.5	2	130.0	2	117.0	3						55.07	65.6	2
3	EMBLETON Wendy	GBR	34	143.5	3	125.5	4	122.0	2						55.73	65.2	3
4	BEAZLEY-RICHARDS Joanna	GBR	39	138.0	5	128.5	3	114.5	5						58.40	63.5	4
5	MAYES Derrick	GBR	36	139.0	4	120.5	5	117.0	3						59.60	62.8	5
6	SMITH Chris	GBR	35	134.0	6	120.0	6	109.5	6						63.07	60.6	6
G		PONY TANDEM		C Bonney		B Clinghan		E Turner						PEN	TOTAL		
CLT	NAME		NR	PNTS	CLT	PNTS	CLT	PNTS	CLT	PNTS	CLT	PNTS	CLT		-	%	CLT
1	EDMED Ben	GBR	41	129.0	2	132.0	1	118.0	1						58.93	63.2	1
2	BINNS James	GBR	42	135.0	1	125.0	2	115.0	2						60.00	62.5	2
H		HORSE TANDEM		C Bonney		B Clinghan		E Turner						PEN	TOTAL		
CLT	NAME		NR	PNTS	CLT	PNTS	CLT	PNTS	CLT	PNTS	CLT	PNTS	CLT		-	%	CLT
1	COOPER Pat	GBR	45	137.0	2	136.0	1	126.5	1						53.47	66.6	1
2	TAYLOR David	GBR	43	138.5	1	125.5	2	116.5	2						58.53	63.4	2
3	HILDITCH Judy	GBR	44	122.0	3	110.0	3	110.0	3					5	73.80	53.9	3
J		PARA GRADE1		C Nicoll		R Hagring		S Consell		V Borka		P Medina		PEN	TOTAL		
CLT	NAME		NR	PNTS	CLT	PNTS	CLT	PNTS	CLT	PNTS	CLT	PNTS	CLT		-	%	CLT
1	*POPPEN Jacques (H)	NED	109	117.0	1	107.0	2	120.5	1	119.0	1	107.0	2		35.90	76.1	1
2	*STRUJIK Adriaan (P)	NED	111	98.5	7	108.5	1	108.0	6	116.0	2	111.5	1		41.50	72.3	2
3	KRISTIANSEN Liv (H)	NOR	114	105.0	4	100.0	7	110.5	4	115.0	3	104.5	4		43.00	71.3	3
4	KRONQVIST Birgitta (P)	SWE	115	106.5	2	103.5	4	112.0	3	107.0	12	103.0	5		43.60	70.9	4
5	*LEHRTER Heiner (P)	GER	103	99.0	6	104.0	3	115.0	2	110.0	6	102.0	6		44.00	70.7	5
6	*BEERHUES Markus (H)	GER	102	106.5	2	103.0	5	109.0	5	106.0	13	102.0	6		44.70	70.2	6
7	BARCLAY Lucy (H)	GBR	120	97.0	8	94.5	11	104.5	8	112.0	4	106.0	3		47.20	68.5	7
7	*DANIEL Deborah (P)	GBR	122	94.0	11	102.5	6	108.0	6	109.0	7	100.5	9		47.20	68.5	7
9	LUPTON Margaret (P)	GBR	124	95.5	9	97.5	8	103.0	10	111.0	5	101.0	8		48.40	67.7	9
9	*TYAS PAICE Lindsey (P)	GBR	125	101.0	5	96.0	10	103.5	9	108.0	9	99.5	10		48.40	67.7	9
11	*KASTAMA Diane (H)	USA	119	94.5	10	97.5	8	94.5	11	104.0	14	99.5	10		52.00	65.3	11
12	HOLZKEN Rhine (P)	BEL	101	87.5	13	93.5	12	91.0	13	108.0	9	97.5	12		54.50	63.7	12
13	BAVERSTOCK Sarah (P)	GBR	121	86.5	14	90.5	13	93.5	12	109.0	7	96.0	13		54.90	63.4	13
14	GOLDING Emma (P)	IRL	108	88.0	12	89.0	14	89.0	14	108.0	9	93.5	14		56.50	62.3	14

DATE: 27/06/14

With the co-operation from VAN DER WIEL HARNESS BELGIUM

PAGE: 3

**FEI****Sandringham Horse Driving Trials 26-29 June 2014****Detailed Results Dressage**

K	PARA GRADE 2			C		R		S		V		P		PEN	TOTAL		
				Nicoll		Hagring		Consell		Borka		Medina			-	%	CLT
CLT	NAME	NR	PNTS	CLT	PNTS	CLT	PNTS	CLT	PNTS	CLT	PNTS	CLT					
1	*ROEDER Alexandra (H)	GER	105	116.0	1	109.0	1	117.0	1	116.0	1	109.0	1		36.60	75.6	1
2	*FITCH Virginia (P)	USA	116	111.5	2	104.0	2	111.0	2	109.0	3	104.0	3		42.10	71.9	2
3	*GILES Robert (P)	USA	117	98.5	6	99.0	5	111.0	2	114.0	2	109.0	1		43.70	70.9	3
4	*WARD Mick (P)	GBR	126	106.5	4	99.5	4	100.5	5	104.0	7	101.5	5		47.60	68.3	4
5	*VAN MARWYK Aad (H)	NED	112	107.5	3	97.5	7	97.5	8	109.0	3	99.5	7		47.80	68.1	5
6	MARKETT Hubert (H)	GER	104	91.0	9	98.5	6	97.0	9	109.0	3	102.0	4		50.50	66.3	6
7	VENEMAN Ingmar (H)	NED	113	104.0	5	93.5	9	100.5	5	106.0	6	91.5	10		50.90	66.1	7
8	ROEDER Torsten (P)	GER	106	93.5	8	102.5	3	102.0	4	99.0	10	95.5	8		51.50	65.7	8
9	JOHNSON Sue (H)	GBR	123	94.0	7	96.5	8	98.0	7	102.0	8	100.5	6		51.80	65.5	9
10	GRAY Mary (P)	USA	118	83.0	10	88.0	10	93.5	10	100.0	9	94.0	9		58.30	61.1	10

©Driving Program by Philippe Liénart (BEL) - philippe@lienart.com

NON OFFICIAL RESULTS 22:04
Please advise for possible errors



FEI

Sandringham Horse Driving Trials 26-29 June 2014



Results Marathon

CLT	NR	NAME		A	T	B	1	2	3	4	5	6	7	8	1-8	TOT
1 FEI ADV SINGLE PONY																
1	51	AINSCOUGH Chris	GBR	0.00	0.00	0.00	0'52.24 (2)	0'46.62 (3)	0'47.84 (2)	0'57.70 (3)	0'48.58 (2)	0'52.34 (3)	0'46.55 (2)	0'45.58 (1)	6'37.45 79.49	79.49
2	52	MART Sue	GBR	0.00	0.00	0.00	0'57.87 (3)	0'45.65 (2)	0'48.40 2 (3)	0'56.01 (2)	0'52.53 (3)	0'48.01 (2)	0'48.40 (3)	0'48.27 (2)	6'45.14 83.03	83.03
EL	53	WALTERS-SYMONS Rosanna	GBR	0.00	0.00	0.00	0'46.81 (1)	0'42.05 (1)	0'44.27 (1)	0'47.84 (1)	0'46.22 (1)	0'43.18 (1)	0'40.31 (1)	EL	5'10.68 62.14	
2 FEI ADV PONY PAIRS																
1	72	CAMPBELL Roger	GBR	0.00	0.00	0.00	1'06.50 (4)	0'52.24 (2)	0'52.90 (1)	0'58.65 (1)	0'51.53 (1)	1'01.05 (2)	0'49.84 (1)	0'53.72 (2)	7'26.43 89.29	89.29
2	74	ADAMS Joseph	GBR	0.00	0.00	0.00	0'58.18 (2)	0'48.34 (1)	0'57.44 (3)	1'02.58 (2)	0'55.81 (3)	0'57.50 (1)	1'01.05 (4)	0'56.68 (3)	7'37.58 91.52	91.52
3	70	CLARKE Alan	GBR	0.00	0.00	0.00	1'03.62 (3)	0'53.08 (3)	1'08.68 (4)	1'08.27 (4)	0'58.37 (4)	1'04.65 (3)	0'55.22 (2)	0'59.74 (4)	8'11.63 98.33	98.33
4	73	O'SLATTERA Brian	IRL	0.00	0.00	0.00	0'55.02 (1)	0'55.84 (4)	0'55.44 (2)	1'04.40 (3)	0'54.94 (2)	2'18.49 20 (4)	0'56.02 2 (3)	0'53.65 (1)	8'53.80 128.76	128.76
3 FEI PONY FOURS																
1	85	AZIZ Ray	GBR	0.00	0.00	0.00	1'11.49 (1)	1'11.46 (1)	1'21.34 (1)	1'36.44 (1)	1'17.22 (1)	1'19.27 (1)	1'29.68 (1)	1'16.62 (2)	10'43.52 128.70	128.70
2	86	BRADFORD Tim	GBR	0.00	0.00	106.60	1'30.27 (2)	1'30.63 (2)	1'32.74 2 (2)	2'47.08 5 (2)	1'31.58 (2)	2'49.53 (2)	1'39.74 2 (2)	1'15.68 (1)	14'37.25 184.45	291.05
4 FEI ADV SINGLE HORSE																
1	65	BAILEY Terry	GBR	0.00	0.00	0.00	0'54.53 (3)	0'47.01 (1)	0'49.58 (3)	0'56.53 (1)	0'56.49 (2)	0'52.65 (2)	0'49.78 (2)	0'54.96 (5)	7'01.53 84.31	84.31
2	66	SIMMONS Sara	GBR	0.00	0.00	0.00	0'53.37 (2)	0'48.00 (3)	0'49.55 (1)	0'57.81 (2)	1'00.44 (10)	0'58.18 (7)	0'50.12 (3)	0'52.01 (2)	7'09.48 85.90	85.90
3	68	WERE Matt	IRL	0.00	0.00	0.00	0'50.36 (1)	0'48.40 (4)	0'49.55 (1)	0'56.53 5 (4)	0'53.14 (1)	0'52.24 (1)	0'48.27 (1)	0'48.46 (1)	6'46.95 86.39	86.39
4	61	LITTLECHILD Ellen	GBR	0.00	0.00	0.00	0'55.84 (4)	0'47.12 (2)	0'49.78 (4)	0'59.12 (3)	1'00.22 (9)	0'56.46 (6)	0'51.12 (5)	0'53.31 (3)	7'12.97 86.59	86.59
5	58	PIMBBLET Nicola	GBR	0.00	0.00	0.00	0'57.49 (5)	0'52.96 (7)	0'52.06 (6)	1'07.96 (9)	0'56.90 (3)	0'55.01 (4)	0'52.49 (6)	0'58.08 (9)	7'32.95 90.59	90.59
6	62	ATKINSON Patti	GBR	0.00	0.00	0.00	1'05.55 (10)	0'50.01 (5)	0'50.37 (5)	1'09.55 (10)	0'58.18 (5)	0'54.53 (3)	0'51.02 (4)	0'54.72 (4)	7'33.93 90.79	90.79
7	60	MEREDITH Sarah	GBR	0.00	0.00	0.00	0'59.22 (6)	0'51.46 (6)	0'57.90 (10)	1'05.87 (7)	0'56.96 (4)	0'55.22 (5)	0'54.58 (8)	0'59.87 (10)	7'41.08 92.22	92.22
8	57	LAWRENCE Elizabeth	AUS	0.00	0.00	0.00	1'01.58 (8)	0'53.22 (9)	0'53.62 (7)	1'04.05 (5)	0'59.90 (7)	1'03.74 (10)	0'55.78 (9)	0'55.81 (7)	7'47.70 93.54	93.54
9	56	NEILL Pam	GBR	0.00	0.00	0.00	0'59.62 (7)	0'53.00 (8)	0'57.72 (9)	1'07.87 (8)	1'00.08 (8)	0'58.68 (8)	0'55.87 (10)	0'55.12 (6)	7'47.96 93.59	93.59
10	64	CAIRNS Lorraine	AUS	0.00	0.00	0.00	1'03.84 (9)	0'57.00 (10)	0'57.62 (8)	1'04.34 (6)	0'59.68 (6)	0'59.84 (9)	0'53.44 (7)	0'58.01 (8)	7'53.77 94.75	94.75
5 FEI ADV HORSE PAIRS																
1	81	CAPSTICK Barry	IRL	0.00	0.00	0.00	0'55.90 (1)	0'49.96 (1)	0'54.31 (1)	0'59.24 (1)	0'51.53 (1)	0'54.49 (1)	0'48.27 (1)	0'51.90 (1)	7'05.60 85.12	85.12
2	75	BROOME James	GBR	0.00	0.00	0.00	1'00.02 (2)	0'56.59 (3)	1'03.34 (4)	1'08.58 (3)	0'59.58 (2)	1'04.96 (2)	0'52.82 (2)	0'52.08 (2)	7'57.97 95.59	95.59
3	79	ROHRSEN Annika	IRL	0.00	0.00	0.00	1'04.31 (5)	1'01.05 (4)	1'02.68 (3)	1'10.62 (4)	1'01.12 (3)	1'06.12 (3)	0'59.08 2 (4)	0'55.01 (3)	8'19.99 102.00	102.00

DATE: 28/06/14

With the co-operation from VAN DER WIEL HARNESS BELGIUM

PAGE: 1





FEI

Sandringham Horse Driving Trials 26-29 June 2014



Results Marathon

CLT	NR	NAME		A	T	B	1	2	3	4	5	6	7	8	1-8	TOT
4	76	FLANAGAN Angela	GBR	0.00	0.00	0.00	1'01.68 (3)	1'21.12 (7)	1'08.68 (6)	1'04.62 (2)	1'04.34 (4)	1'14.12 (4)	0'58.31 (3)	1'00.49 (4)	8'53.36 106.67	106.67
5	77	MATTHEWS David	GBR	0.00	0.00	0.00	1'15.78 (6)	0'53.78 (2)	1'00.55 (2)	1'20.74 2 (6)	1'09.68 (6)	1'19.44 (5)	1'00.74 (5)	1'00.68 (5)	9'01.39 110.28	110.28
6	82	LINDSAY Diana	GBR	0.00	0.00	0.00	1'03.68 (4)	1'03.27 (5)	1'07.96 (5)	1'16.01 2 (5)	1'09.46 (5)	1'21.14 (6)	1'04.90 (6)	1'00.84 (6)	9'07.26 111.45	111.45
7	80	VAN NIEKIRK Wayne	RSA	0.00	0.00	0.00	1'18.58 (7)	1'11.84 (6)	1'15.22 (7)	1'37.02 (7)	1'21.84 (8)	1'25.65 (7)	1'11.78 (7)	1'05.58 (7)	10'27.51 125.50	125.50
8	84	FORSTER Rodney	RSA	0.00	0.00	0.00	1'36.46 (8)	1'27.40 (8)	1'44.94 (8)	1'39.18 (8)	1'14.05 (7)	1'48.22 (8)	1'17.53 (8)	1'24.84 (8)	12'12.62 146.52	146.52
6	FEI HORSE FOURS															
1	88	EXELL Boyd	AUS	0.00	0.00	0.00	1'04.58 (2)	0'53.94 (1)	0'57.84 (1)	1'07.62 (1)	1'01.37 (1)	1'02.96 (1)	1'07.55 (2)	0'56.08 (1)	8'11.94 98.39	98.39
2	95	BOWMAN-RIPLEY Wilf	GBR	0.00	0.00	0.00	1'03.14 (1)	1'05.53 (2)	1'06.01 (2)	1'22.72 (2)	1'06.24 (2)	1'09.68 (2)	1'20.59 (8)	1'02.02 (2)	9'15.93 111.19	111.19
3	91	LANE Dick	GBR	0.00	0.00	0.00	1'12.34 (3)	1'15.81 (4)	1'12.62 (3)	1'17.27 2 (4)	1'14.84 (6)	1'15.02 (3)	1'02.72 (1)	1'04.02 (3)	9'34.64 116.93	116.93
4	97	HUNT Georgina	GBR	0.00	0.00	0.00	1'23.62 (10)	1'14.62 (3)	1'34.74 (8)	1'26.55 (3)	1'13.34 (5)	1'21.53 (4)	1'10.44 (4)	1'09.05 (5)	10'33.89 126.78	126.78
5	92	BROADBENT Mark	GBR	0.00	0.00	0.00	1'15.02 (4)	1'19.18 (5)	1'24.12 (6)	1'41.37 (6)	1'18.01 (8)	1'28.84 (7)	1'19.44 (7)	1'12.68 (8)	10'58.66 131.73	131.73
6	93	BOWMAN George	GBR	0.00	0.00	0.00	1'18.19 (7)	1'56.65 (9)	1'14.18 (4)	1'50.14 (8)	1'13.31 (4)	1'24.90 (6)	1'09.55 (3)	1'11.72 (7)	11'18.64 135.73	135.73
7	89	ROBSON Gavin	AUS	0.00	0.00	5.80	1'22.01 (9)	1'22.81 (7)	1'36.24 (9)	1'35.00 2 (7)	1'17.46 (7)	1'29.55 (8)	1'17.14 (6)	1'15.18 (9)	11'15.39 142.88	142.88
8	90	BOWMAN IV George	GBR	0.00	0.00	17.20	1'20.08 (8)	1'35.14 (8)	1'19.94 (5)	1'38.72 (5)	1'12.78 (3)	1'24.58 (5)	1'12.78 (5)	1'09.84 (6)	10'53.86 147.97	147.97
9	94	BASSETT Pippa	GBR	0.00	0.00	32.20	1'18.08 (6)	2'15.62 (10)	1'53.27 (10)	1'53.84 2 (9)	1'22.87 (9)	1'51.24 (9)	1'45.44 (9)	1'08.90 (4)	13'29.26 196.05	196.05
10	96	BOWMAN Barnaby	GBR	0.40	0.00	75.00	1'15.94 (5)	1'19.81 (6)	1'28.27 (7)	2'32.08 (10)	1'37.01 (10)	2'23.81 (10)	1'35.44 2 (9)	1'49.27 (10)	14'01.63 245.73	245.73
A	INTERMEDIATE PONY															
1	4	MILNER Steph	GBR	0.00	0.00	0.00	0'58.53 (1)	0'52.58 (1)	0'50.02 (1)	0'59.01 (1)	0'52.44 (1)	0'57.81 (1)	0'51.12 (1)	0'51.12 (1)	7'12.63 86.53	86.53
2	1	SMITH David	GBR	0.00	0.00	0.00	1'07.34 (4)	1'01.90 (4)	1'01.81 (3)	1'00.62 (2)	1'04.37 (3)	0'58.90 (2)	0'56.12 (3)	0'55.56 (2)	8'06.62 97.32	97.32
3	3	MARSHALL Leonie	GBR	0.00	0.00	0.00	1'06.44 (3)	1'00.53 (3)	1'07.65 (4)	1'10.00 (3)	1'08.78 (4)	1'05.01 (4)	1'00.94 (4)	1'05.94 (4)	8'45.29 105.06	105.06
4	2	COOPER Katie	GBR	13.80	0.00	10.60	1'04.37 (2)	0'52.72 (2)	0'55.87 (2)	1'13.01 (4)	1'00.12 (2)	1'01.90 (3)	0'54.53 (2)	0'56.84 (3)	7'59.36 120.27	120.27
B	INTERMEDIATE HORSE															
1	5	WILKINSON John	GBR	0.00	0.00	0.00	0'55.53 (1)	0'50.00 (1)	0'55.08 (1)	1'04.50 (1)	0'57.27 (1)	0'58.44 (1)	0'54.81 (1)	0'50.40 (1)	7'26.03 89.21	89.21
2	40	SCOTT-BARRETT Karen	GBR	0.00	0.00	0.00	1'05.96 (2)	0'54.00 (2)	0'59.46 (3)	1'12.02 (2)	1'00.44 (2)	1'00.96 (2)	0'56.90 (2)	0'56.96 (2)	8'06.70 97.34	97.34
3	7	NISBET John	GBR	0.00	0.00	0.00	1'11.37 (3)	1'03.00 (4)	0'59.02 (2)	1'19.78 (4)	1'05.90 (3)	1'21.65 (4)	1'05.94 (3)	1'08.09 (3)	9'14.75 110.95	110.95
4	6	HAWLEY Amanda	GBR	0.00	0.00	5.00	1'18.44 (4)	1'00.00 (3)	1'06.46 (4)	1'14.20 (3)	1'07.55 (4)	1'12.68 (3)	1'09.31 (4)	1'11.44 (4)	9'20.08 117.02	117.02

DATE: 28/06/14

With the co-operation from VAN DER WIEL HARNESS BELGIUM

PAGE: 2



FEI

Sandringham Horse Driving Trials 26-29 June 2014



Results Marathon

CLT	NR	NAME		A	T	B	1	2	3	4	5	6	7	8	1-8	TOT
5	8	GAUSON Bryan	GBR	0.00	0.00	10.80	1'23.86 (5)	1'19.00 (5)	1'21.49 (5)	1'19.64 2 (5)	1'21.43 (5)	1'36.53 (5)	1'20.96 (5)	1'34.01 (5)	11'16.92 137.38	148.18
C OPEN SINGLE PONY																
1	15	WILKINSON Tara	GBR	0.00	0.00	0.00	0'56.96 (2)	0'46.72 (2)	0'49.49 (1)	0'53.87 (1)	0'51.65 (2)	0'52.62 (1)	0'47.94 (2)	0'48.08 (1)	6'47.33 81.47	81.47
2	18	HODGSON Mike	GBR	0.00	0.00	0.00	0'53.01 (1)	0'46.12 (1)	0'51.22 (2)	0'57.68 (2)	0'51.01 (1)	0'54.27 (3)	0'44.40 (1)	0'50.58 (2)	6'48.29 81.66	81.66
3	14	COLLINGS Frances	GBR	0.00	0.00	0.00	1'14.05 (5)	0'51.54 (3)	0'53.34 (3)	1'03.00 (3)	1'02.96 (4)	0'54.12 (2)	0'55.12 (4)	0'55.84 (3)	7'49.97 93.99	93.99
4	13	WARNER Jan	GBR	0.00	0.00	0.00	1'10.40 (3)	0'55.94 (4)	0'57.32 (5)	1'07.34 (4)	1'04.55 (6)	0'54.62 (4)	0'52.65 (3)	0'59.62 (5)	8'02.44 96.49	96.49
5	17	MOULD Tony	GBR	0.00	0.00	0.00	1'14.58 (6)	0'56.55 (5)	0'59.44 (6)	1'09.84 (6)	1'03.58 (5)	1'03.46 (5)	0'57.84 (5)	0'58.78 (4)	8'24.07 100.81	100.81
6	10	USHER Kim	GBR	0.00	0.00	0.00	1'22.12 (7)	0'58.87 (6)	0'55.74 (4)	1'08.00 (5)	1'02.31 (3)	1'06.44 (7)	0'59.40 (6)	1'03.62 (7)	8'36.50 103.30	103.30
7	12	BUSHELL Sue	GBR	0.00	0.00	0.00	1'27.68 (8)	1'01.27 (7)	1'06.74 (8)	1'14.78 (7)	1'07.72 (7)	1'03.55 (6)	1'00.14 (7)	1'03.02 (6)	9'04.90 108.98	108.98
8	11	DAVEY Ann	GBR	0.00	0.00	0.00	1'11.68 (4)	1'01.46 (8)	1'03.72 (7)	1'17.62 (8)	1'08.22 (8)	1'14.24 (8)	1'09.68 (8)	1'11.72 (8)	9'18.34 111.67	111.67
D OPEN SINGLE HORSE																
1	24	RIPLEY John	GBR	0.00	0.00	0.00	1'01.96 (1)	0'52.00 (1)	0'55.65 (1)	1'03.24 (2)	0'57.81 (1)	0'57.90 (1)	0'52.96 (1)	0'55.40 (1)	7'36.92 91.38	91.38
2	26	HENRY Susan	GBR	0.00	0.00	0.00	1'13.37 (6)	0'57.00 (3)	0'59.02 (3)	1'03.00 (1)	0'59.44 (2)	1'01.84 (2)	0'56.18 (2)	0'59.14 (2)	8'08.99 97.80	97.80
3	25	CHRISTIAN Lynda	GBR	0.00	0.00	0.00	1'04.24 (3)	0'53.00 (2)	0'56.27 (2)	1'09.00 (3)	1'04.31 (4)	1'03.87 (3)	0'57.02 (3)	1'01.59 (5)	8'09.30 97.86	97.86
4	22	KIRBY Geoff	GBR	0.00	0.00	0.00	1'06.40 (4)	0'58.00 (4)	1'00.53 (5)	1'10.43 (4)	1'05.68 (6)	1'05.68 (5)	0'58.22 (4)	1'01.65 (6)	8'26.59 101.32	101.32
5	23	NEWBY Gael	GBR	0.00	0.00	0.00	1'08.87 (5)	1'02.00 (7)	1'01.96 (7)	1'17.12 (6)	1'03.01 (3)	1'04.14 (4)	0'59.37 (5)	1'00.22 (4)	8'36.69 103.34	103.34
6	21	SMITH Jane	GBR	0.00	0.00	0.00	1'02.18 (2)	1'00.08 (5)	1'01.49 (6)	1'15.00 (5)	1'05.55 (5)	1'14.96 (6)	1'02.46 (6)	0'59.40 (3)	8'41.12 104.22	104.22
7	27	MCGILL Lucy	GBR	0.00	0.00	11.00	1'19.96 (7)	1'01.00 (6)	1'08.14 2 (8)	1'39.38 (8)	1'11.72 (7)	1'16.58 (7)	1'12.84 (7)	1'16.55 (7)	10'06.17 123.23	134.23
RE	19	EDMONDSON Viki	GBR	0.00	0.00	0.00 RE	1'20.49 (8)	1'03.00 (8)	1'00.09 (4)	1'23.04 (7)	1'21.65 (8)				6'08.27 73.65	
E OPEN PONY PAIRS																
1	32	NISBET Amanda	GBR	0.00	0.00	0.00	1'01.68 (1)	0'58.62 (1)	1'03.90 (1)	1'07.62 (1)	1'05.62 (1)	1'06.02 (1)	0'55.96 (1)	1'00.24 (1)	8'19.66 99.93	99.93
2	28	SHANNON Peter	GBR	0.00	0.00	0.00	1'10.49 (2)	1'02.49 (2)	1'03.96 (2)	1'12.58 2 (5)	1'12.14 (3)	1'11.58 (4)	1'01.65 (3)	1'04.53 (4)	8'59.42 109.88	109.88
3	31	WINDER Lynn	GBR	0.00	0.00	0.00	1'21.02 (3)	1'05.55 (5)	1'07.28 2 (5)	1'15.05 (2)	1'06.55 (2)	1'10.87 (3)	0'57.31 (2)	1'04.34 (3)	9'07.97 111.59	111.59
4	33	BARKER Harriet	GBR	0.00	0.00	2.20	1'35.44 (6)	1'03.02 (3)	1'14.68 (4)	1'15.90 (3)	1'13.65 (4)	1'06.49 (2)	1'01.08 2 (5)	1'04.22 (2)	9'34.48 116.90	119.10
5	30	KINGSLEY-MONKS Barbara	GBR	0.00	0.00	7.20	1'30.14 (4)	1'03.02 (3)	1'21.87 20 (6)	1'22.96 (6)	1'14.87 (5)	1'25.40 (5)	1'04.08 (4)	1'08.90 (5)	10'11.24 142.25	149.45
6	29	WALL Rosemary	GBR	0.00	0.00	39.00	1'30.40 (5)	1'25.01 (6)	1'08.78 (3)	1'21.84 (4)	1'15.37 (6)	1'40.31 (6)	1'15.78 (6)	1'43.44 (6)	11'20.93 136.19	175.19

DATE: 28/06/14

With the co-operation from VAN DER WIEL HARNESS BELGIUM

PAGE: 3





Sandringham Horse Driving Trials 26-29 June 2014



Results Marathon

CLT	NR	NAME		A	T	B	1	2	3	4	5	6	7	8	1-8	TOT
				F OPEN HORSE PAIRS												
1	35	SMITH Chris	GBR	0.00	0.00	0.00	1'28.40 (6)	1'00.22 (2)	0'58.87 (1)	1'12.44 (1)	1'06.40 (1)	1'04.65 (1)	1'03.18 (1)	1'03.58 (2)	8'57.74 107.55	107.55
2	37	PINNOCK Marisa	GBR	0.00	0.00	0.00	1'13.84 (3)	1'12.78 (6)	1'20.08 (6)	1'23.24 (3)	1'17.18 (5)	1'23.12 (3)	1'14.44 (6)	1'02.55 (1)	10'07.23 121.45	121.45
3	39	BEAZLEY-RICHARDS Joanna	GBR	0.00	0.00	1.20	1'22.96 (5)	1'12.34 (5)	1'20.02 (5)	1'34.94 2 (6)	1'12.44 (4)	1'30.18 (4)	1'11.18 (4)	1'17.18 (6)	10'41.24 130.25	131.45
4	36	MAYES Derrick	GBR	0.00	0.00	20.00	1'18.27 (4)	1'05.87 (3)	1'10.82 (3)	1'24.74 (5)	1'17.55 (6)	1'38.78 (5)	1'12.72 (5)	1'08.22 (4)	10'16.97 123.39	143.39
5	38	HEATH Graham	GBR	0.00	0.00	0.00	1'10.62 (1)	1'07.02 (4)	1'15.18 (4)	1'21.02 (2)	1'07.87 (2)	1'19.53 40 (6)	1'08.34 (2)	1'08.46 (5)	9'38.04 155.61	155.61
EL	34	EMBLETON Wendy	GBR	0.00	0.00	0.00	1'13.49 (2)	0'58.37 (1)	1'01.31 (2)	1'23.62 (4)	1'12.18 (3)	1'16.37 (2)	1'08.81 (3)	1'07.24 (3)	9'21.39 112.28	112.28
				G PONY TANDEM												
1	42	BINNS James	GBR	0.00	0.00	0.00	1'08.58 (1)	0'57.30 2 (1)	1'07.44 (2)	1'08.90 (1)	1'19.84 (2)	1'44.94 (2)	1'14.58 (2)	0'56.74 (1)	9'38.32 117.66	117.66
2	41	EDMED Ben	GBR	0.00	0.00	0.00	1'26.74 (2)	1'04.81 (2)	1'02.53 (1)	1'21.40 (2)	1'09.46 (1)	1'29.46 (1)	1'07.05 (1)	1'17.02 (2)	9'58.47 119.69	119.69
				H HORSE TANDEM												
1	43	TAYLOR David	GBR	0.00	0.00	28.20	1'38.27 (1)	1'24.44 (1)	1'30.90 (1)	1'30.87 (1)	1'31.24 (1)	1'44.83 (1)	1'29.55 (1)	1'34.49 (3)	12'24.59 148.92	177.12
2	44	HILDITCH Judy	GBR	0.00	0.00	50.20	2'46.09 (3)	1'32.37 (2)	1'51.78 (2)	3'04.00 (3)	1'41.00 (2)	1'46.55 (2)	1'34.43 (2)	1'26.62 (1)	15'42.84 188.57	238.77
3	45	COOPER Pat	GBR	0.00	0.00	66.00	2'02.37 (2)	2'16.58 (3)	2'13.27 (3)	2'10.62 (2)	1'45.34 (3)	2'31.53 (3)	2'52.74 2 (3)	1'32.58 (2)	17'25.03 211.01	277.01
				J PARA GRADE1												
1	103	*LEHRTER Heiner (P)	GER	0.00	0.00	0.00	1'10.14 (4)	0'52.18 (2)	0'54.02 (1)	0'57.44 (1)	0'58.14 (1)			0'50.40 (1)	5'42.32 68.46	68.46
2	109	*POPPEN Jacques (H)	NED	0.00	0.00	0.00	1'00.96 (2)	0'50.08 (1)	0'54.05 (2)	1'05.01 (2)	1'01.84 (2)			1'04.46 (4)	5'56.40 71.28	71.28
3	102	*BEERHUES Markus (H)	GER	0.00	0.00	0.00	0'58.94 (1)	0'53.90 (3)	0'56.05 (3)	1'06.65 2 (6)	1'04.44 (3)			0'57.78 (2)	5'57.76 73.55	73.55
4	120	BARCLAY Lucy (H)	GBR	0.00	0.00	0.00	1'06.40 (3)	0'56.68 (4)	1'01.12 2 (7)	1'08.62 (3)	1'07.62 (4)			1'02.22 (3)	6'22.66 78.53	78.53
5	122	*DANIEL Deborah (P)	GBR	0.00	0.00	0.00	1'13.24 (5)	0'59.84 (5)	1'09.58 (6)	1'10.72 (4)	1'14.40 (8)			1'14.53 (10)	7'02.31 84.46	84.46
6	125	*TYAS PAICE Lindsey (P)	GBR	0.00	0.00	0.00	1'16.62 (7)	1'00.24 (7)	1'12.55 (9)	1'22.37 (9)	1'10.34 (5)			1'06.55 (5)	7'08.67 85.73	85.73
7	101	HOLZKEN Rhine (P)	BEL	0.00	0.00	0.00	1'28.01 (12)	1'00.05 (6)	1'06.22 (5)	1'14.58 (5)	1'12.31 (7)			1'16.84 (11)	7'18.01 87.60	87.60
8	108	GOLDING Emma (P)	IRL	0.00	0.00	0.00	1'25.62 (9)	1'08.12 (10)	1'14.90 (13)	1'22.34 (8)	1'11.27 (6)			1'11.90 (6)	7'34.15 90.83	90.83
9	115	KRONQVIST Birgitta (P)	SWE	0.00	0.00	0.00	1'26.02 (10)	1'08.68 (12)	1'13.68 (10)	1'23.78 (10)	1'15.37 (11)			1'13.40 (8)	7'40.93 92.19	92.19
10	124	LUPTON Margaret (P)	GBR	0.00	0.00	0.00	1'14.72 (6)	1'03.02 (8)	1'11.82 (8)	1'25.90 (11)	1'34.96 (14)			1'12.65 (7)	7'43.07 92.61	92.61
11	121	BAVERSTOCK Sarah (P)	GBR	0.00	0.00	0.00	1'25.27 (8)	1'13.22 (13)	1'14.74 (12)	1'21.27 (7)	1'14.94 (9)			1'45.96 (14)	8'15.40 99.08	99.08





Sandringham Horse Driving Trials 26-29 June 2014



Results Marathon

CLT	NR	NAME		A	T	B	1	2	3	4	5	6	7	8	1-8	TOT
12	114	KRISTIANSEN Liv (H)	NOR	0.00	0.00	0.00	2'06.22 (13)	1'21.94 (14)	1'28.24 (14)	1'33.37 (14)	1'15.12 (10)			1'22.90 (12)	9'07.79 109.56	109.56
13	119	*KASTAMA Diane (H)	USA	0.00	0.00	11.40	1'26.08 (11)	1'08.22 (11)	1'14.24 (11)	1'31.34 (13)	1'31.84 (13)			1'27.86 (13)	8'19.58 99.92	111.32
EL	111	*STRUUIK Adriaan (P)	NED	0.00	0.00	0.00	1'16.17 EL	1'04.12 (9)	1'05.53 (4)	1'17.75 2 (12)	1'15.65 (12)			1'14.49 (9)	7'13.71 88.74	
	K	PARA GRADE 2														
1	105	*ROEDER Alexandra (H)	GER	0.00	0.00	0.00	0'54.87 (1)	0'53.62 (3)	0'52.74 (1)	1'00.81 (1)	0'55.62 (1)			0'52.40 (1)	5'30.06 66.01	66.01
2	113	VENEMAN Ingmar (H)	NED	0.00	0.00	0.00	1'02.81 (2)	0'52.08 (1)	0'57.40 (3)	1'04.87 (2)	0'57.81 (2)			1'07.49 (8)	6'02.46 72.49	72.49
3	112	*VAN MARWYK Aad (H)	NED	0.00	0.00	0.00	1'08.74 (4)	0'56.22 (5)	0'56.93 (2)	1'08.84 (5)	1'02.44 (4)			1'00.62 (4)	6'13.79 74.76	74.76
4	117	*GILES Robert (P)	USA	0.00	0.00	0.00	1'10.55 (5)	0'53.40 (2)	1'03.34 (7)	1'08.08 (4)	1'02.08 (3)			1'00.12 (3)	6'17.57 75.51	75.51
5	126	*WARD Mick (P)	GBR	0.00	0.00	0.00	1'08.05 (3)	0'59.18 (7)	1'00.53 (5)	1'05.81 (3)	1'05.96 (5)			1'03.72 (6)	6'23.25 76.65	76.65
6	116	*FITCH Virginia (P)	USA	0.00	0.00	0.00	1'13.01 (6)	1'01.40 (8)	1'04.65 (8)	1'12.31 (6)	1'06.81 (6)			1'05.40 (7)	6'43.58 80.72	80.72
7	106	ROEDER Torsten (P)	GER	0.00	0.00	0.00	1'28.74 (8)	0'59.14 (6)	1'01.94 (6)	1'20.74 2 (10)	1'09.14 (7)			1'02.72 (5)	7'02.42 86.48	86.48
8	123	JOHNSON Sue (H)	GBR	0.00	0.00	0.00	1'25.24 (7)	1'08.58 (10)	1'11.12 (10)	1'20.81 (7)	1'14.44 (8)			1'12.94 (9)	7'33.13 90.63	90.63
9	118	GRAY Mary (P)	USA	0.00	0.00	0.00	1'35.31 20 (10)	1'03.46 (9)	0'58.90 (4)	1'22.18 (8)	1'26.01 (9)			1'00.01 (2)	7'25.87 109.17	109.17
10	104	MARKETT Hubert (H)	GER	0.00	0.00	21.80	1'32.87 (9)	0'55.49 (4)	1'05.34 (9)	1'25.27 (9)	1'26.02 (10)			1'29.22 (10)	7'54.21 94.84	116.64

©Driving Program by Philippe Liénart (BEL) - philippe@lienart.com

OFFICIAL RESULTS 18:27

Signature President of the Jury



Sandringham Horse Driving Trials 26-29 June 2014



List of Errors in the Obstacles

NR	NAME	CATEGORY	PNTS	OBSTACLE	DESCRIPTION
52	MART Sue	FEI ADV SINGLE PONY	2	3	Knocking down collapsable element
53	WALTERS-SYMONS Rosanna	FEI ADV SINGLE PONY		8	Carriage turned over
73	O'SLATTERA Brian	FEI ADV PONY PAIRS	20	6	Correcting an error of course
73	O'SLATTERA Brian	FEI ADV PONY PAIRS	2	7	Knocking down collapsable element
86	BRADFORD Tim	FEI PONY FOURS	2	3	Knocking down collapsable element
86	BRADFORD Tim	FEI PONY FOURS	5	4	Groom(s) dismounting
86	BRADFORD Tim	FEI PONY FOURS	2	7	Knocking down collapsable element
68	WERE Matt	FEI ADV SINGLE HORSE	5	4	Groom(s) dismounting
77	MATTHEWS David	FEI ADV HORSE PAIRS	2	4	Knocking down collapsable element
79	ROHRSEN Annika	FEI ADV HORSE PAIRS	2	7	Knocking down collapsable element
82	LINDSAY Diana	FEI ADV HORSE PAIRS	2	4	Knocking down collapsable element
89	ROBSON Gavin	FEI HORSE FOURS	2	4	Knocking down collapsable element
91	LANE Dick	FEI HORSE FOURS	2	4	Knocking down collapsable element
94	BASSETT Pippa	FEI HORSE FOURS	2	4	Knocking down collapsable element
96	BOWMAN Barnaby	FEI HORSE FOURS	2	7	Knocking down collapsable element
8	GAUSON Bryan	INTERMEDIATE HORSE	2	4	Knocking down collapsable element
27	MCGILL Lucy	OPEN SINGLE HORSE	2	3	Knocking down collapsable element
28	SHANNON Peter	OPEN PONY PAIRS	2	4	Knocking down collapsable element
30	KINGSLEY-MONKS Barbara	OPEN PONY PAIRS	20	3	Correcting an error of course
31	WINDER Lynn	OPEN PONY PAIRS	2	3	Knocking down collapsable element
33	BARKER Harriet	OPEN PONY PAIRS	2	7	Knocking down collapsable element
38	HEATH Graham	OPEN HORSE PAIRS	40	6	Correcting an error of course
39	BEAZLEY-RICHARDS Joanna	OPEN HORSE PAIRS	2	4	Knocking down collapsable element
42	BINNS James	PONY TANDEMS	2	2	Knocking down collapsable element
45	COOPER Pat	HORSE TANDEMS	2	7	Knocking down collapsable element
102	*BEERHUES Markus (H)	PARA GRADE1	2	4	Knocking down collapsable element
111	*STRUJIK Adriaan (P)	PARA GRADE1		1	Uncorrected error of course
111	*STRUJIK Adriaan (P)	PARA GRADE1	2	4	Knocking down collapsable element
120	BARCLAY Lucy (H)	PARA GRADE1	2	3	Knocking down collapsable element
106	ROEDER Torsten (P)	PARA GRADE 2	2	4	Knocking down collapsable element
118	GRAY Mary (P)	PARA GRADE 2	20	1	Correcting an error of course

©Driving Program by Philippe Liénart (BEL) - philippe@lienart.com



Sandringham Horse Driving Trials 26-29 June 2014



Results Cones																												
NR	NAME		1	2	3	4	5	6	7	8	9	10	11	12	13	14	15	16	17	18	19	20	TIME	PNTS	CONES	PNTS	TOTAL	CLT
1	FEI ADV SINGLE PONY																											
52	MART Sue	GBR	-	-	-	-	-	-	-	-	-	-	-	-	-	-	-	-	-	-	-	-	168.63	0.00	0	0		1
51	AINSCOUGH Chris	GBR	-	-	-	-	-	-	3	-	-	-	-	-	-	-	-	-	-	-	-	-	168.63	0.00	3	0	3.00	2
2	FEI ADV PONY PAIRS																											
72	CAMPBELL Roger	GBR	-	-	-	-	-	-	-	-	-	-	-	-	-	-	-	-	-	-	-	-	174.16	0.00	0	0		1
70	CLARKE Alan	GBR	-	-	-	-	-	-	-	-	-	-	-	-	-	-	-	-	-	-	-	-	186.68	5.34	0	0	5.34	2
74	ADAMS Joseph	GBR	-	-	-	-	-	-	-	-	-	-	-	-	-	-	-	-	-	-	-	-	187.54	5.77	0	0	5.77	3
73	O'SLATTERA Brian	IRL	-	-	-	-	-	-	3	-	-	-	-	-	-	-	-	-	-	-	-	-	184.61	4.31	3	0		ELIM
3	FEI PONY FOURS																											
85	AZIZ Ray	GBR	-	-	-	-	-	-	-	-	-	-	-	-	-	-	-	-	-	-	-	-	217.90	14.95	0	0	14.95	1
86	BRADFORD Tim	GBR	-	3	-	-	-	-	-	3	-	-	-	-	-	-	-	-	-	-	-	3	257.52	34.76	9	0	43.76	2
4	FEI ADV SINGLE HORSE																											
58	PIMBBLET Nicola	GBR	-	-	-	-	-	-	-	-	-	-	-	-	-	-	-	-	-	-	-	-	169.90	0.00	0	0		1
57	LAWRENCE Elizabeth	AUS	-	-	-	-	-	-	-	-	-	-	-	-	-	-	-	-	-	-	-	-	171.00	0.00	0	0		2
62	ATKINSON Patti	GBR	3	-	-	-	-	-	-	-	-	-	-	-	-	-	-	-	-	-	-	-	162.41	0.00	3	0	3.00	3
61	LITTLECHILD Ellen	GBR	3	-	-	-	-	-	-	-	-	-	-	-	-	-	-	-	-	-	-	-	177.59	0.80	3	0	3.80	4
68	WERE Matt	IRL	-	-	-	-	-	-	3	-	-	-	-	-	-	-	-	-	-	-	-	-	181.29	2.65	3	0	5.65	5
56	NEILL Pam	GBR	-	-	-	3	-	-	-	-	-	-	-	3	-	-	-	-	-	-	-	-	169.93	0.00	6	0	6.00	6
64	CAIRNS Lorraine	AUS	-	-	-	-	-	-	-	-	-	3	-	-	-	-	-	-	-	-	-	-	184.70	4.35	3	0	7.35	7
60	MEREDITH Sarah	GBR	-	-	-	-	-	-	-	-	-	-	-	-	-	-	-	3	-	-	-	-	185.05	4.53	3	0	7.53	8
66	SIMMONS Sara	GBR	-	-	-	-	-	-	3	-	-	-	-	-	-	-	-	3	-	3	-	-	177.86	0.93	9	0	9.93	9
65	BAILEY Terry	GBR	-	-	3	-	-	6	-	-	-	-	-	-	-	-	-	3	-	3	-	-	174.30	0.00	15	0	15.00	10
5	FEI ADV HORSE PAIRS																											
81	CAPSTICK Barry	IRL	-	-	-	-	-	-	-	-	-	-	-	-	-	-	-	-	-	-	-	-	172.93	0.00	0	0		1
79	ROHRSEN Annika	IRL	-	-	3	-	-	-	-	-	3	-	-	-	-	-	-	-	-	-	-	-	197.28	8.64	6	0	14.64	2
82	LINDSAY Diana	GBR	-	-	-	-	-	-	3	-	-	-	3	-	3	-	-	-	-	-	-	-	196.72	8.36	9	0	17.36	3
76	FLANAGAN Angela	GBR	-	-	-	-	-	-	-	-	3	3	-	-	3	3	-	-	-	-	-	-	192.29	6.15	12	0	18.15	4
77	MATTHEWS David	GBR	-	3	-	-	3	3	-	-	-	-	3	-	-	-	-	-	-	-	-	-	204.97	12.49	12	0	24.49	5



Sandringham Horse Driving Trials 26-29 June 2014



Results Cones																												
NR	NAME		1	2	3	4	5	6	7	8	9	10	11	12	13	14	15	16	17	18	19	20	TIME	PNTS	CONES	PNTS	TOTAL	CLT
75	BROOME James	GBR	-	-	-	-	-	6	-	3	-	-	-	3	-	-	-	3	3	-	-	-	195.15	7.58	18	0	25.58	6
80	VAN NIEKIRK Wayne	RSA	-	-	-	-	-	3	3	-	-	-	-	-	-	-	-	-	3	-	-	-	217.37	18.69	9	0	27.69	7
84	FORSTER Rodney	RSA	-	-	3	-	-	6	-	-	-	-	-	-	-	-	-	-	-	-	-	-	223.08	21.54	9	0	30.54	8
6	FEI HORSE FOURS																											
88	EXELL Boyd	AUS	-	-	-	-	-	-	-	-	-	-	-	-	-	-	-	-	-	-	-	-	196.80	0.40	0	0	0.40	1
95	BOWMAN-RIPLEY Wilf	GBR	3	-	-	-	-	-	-	-	-	-	-	-	-	-	-	-	-	-	-	-	180.33	0.00	3	0	3.00	2
97	HUNT Georgina	GBR	-	-	-	-	-	-	-	-	3	-	-	-	-	-	-	-	-	-	-	-	186.36	0.00	3	0	3.00	3
91	LANE Dick	GBR	-	-	-	-	-	-	-	-	-	-	3	-	-	-	-	-	-	-	-	-	200.78	2.39	3	0	5.39	4
93	BOWMAN George	GBR	-	-	-	-	-	3	-	-	-	-	-	-	-	-	-	-	3	-	-	-	205.61	4.81	6	0	10.81	5
90	BOWMAN IV George	GBR	-	-	-	-	-	3	-	-	-	-	-	-	-	-	-	-	-	-	-	-	211.77	7.89	3	0	10.89	6
92	BROADBENT Mark	GBR	-	-	-	-	-	3	-	-	-	-	3	-	-	-	-	-	-	-	-	-	218.70	11.35	6	0	17.35	7
89	ROBSON Gavin	AUS	-	-	3	3	-	6	-	-	-	3	-	3	-	-	-	-	-	-	-	-	237.82	20.91	18	0	38.91	8
94	BASSETT Pippa	GBR	-	-	-	3	-	6	-	-	-	-	3	-	3	-	-	-	-	-	-	-	245.09	24.55	15	0	39.55	9
96	BOWMAN Barnaby	GBR	-	3	-	-	-	-	-	3	-	-	-	-	-	-	-	-	-	-	-	-	0.00	0.00	6	0		ELIM
A	INTERMEDIATE PONY																											
4	MILNER Steph	GBR	-	-	-	-	-	-	-	-	-	-	-	-	-	-	-	-	-	-	-	-	165.25	0.00	0	0		1
3	MARSHALL Leonie	GBR	-	-	-	-	-	-	-	-	-	-	-	-	-	-	-	-	-	-	-	-	177.54	0.00	0	0		2
2	COOPER Katie	GBR	-	-	-	-	-	-	-	-	3	-	-	-	-	3	-	-	-	-	-	-	180.77	0.00	6	0	6.00	3
1	SMITH David	GBR	-	-	-	-	-	-	-	3	-	-	-	-	-	-	-	-	-	-	-	-	214.32	11.66	3	0	14.66	4
B	INTERMEDIATE HORSE																											
40	SCOTT-BARRETT Karen	GBR	-	-	-	-	-	-	-	-	-	-	-	-	-	-	-	-	-	-	-	-	194.17	1.59	0	0	1.59	1
5	WILKINSON John	GBR	-	-	-	-	-	-	-	-	-	-	3	-	-	-	-	-	-	-	3	-	183.99	0.00	6	0	6.00	2
7	NISBET John	GBR	-	-	-	-	-	-	-	3	-	3	-	-	-	-	-	-	-	-	-	-	214.02	11.51	6	0	17.51	3
8	GAUSON Bryan	GBR	-	-	-	-	-	-	-	-	-	3	3	-	-	-	3	-	-	-	-	-	241.14	25.07	9	0	34.07	4
6	HAWLEY Amanda	GBR	-	-	-	-	-	-	-	-	-	-	-	-	-	-	-	-	-	-	-	-	0.00	0.00	0	0		ELIM
C	OPEN SINGLE PONY																											
15	WILKINSON Tara	GBR	-	-	-	-	-	-	-	-	-	-	-	-	-	-	-	-	-	-	-	-	182.78	0.00	0	0		1
10	USHER Kim	GBR	-	-	-	-	-	3	-	-	-	-	-	-	-	-	-	-	-	-	-	-	172.68	0.00	3	0	3.00	2



Sandringham Horse Driving Trials 26-29 June 2014



Results Cones																												
NR	NAME		1	2	3	4	5	6	7	8	9	10	11	12	13	14	15	16	17	18	19	20	TIME	PNTS	CONES	PNTS	TOTAL	CLT
11	DAVEY Ann	GBR	-	-	-	-	-	-	-	-	-	-	3	-	-	-	-	-	-	-	-	-	177.93	0.00	3	0	3.00	3
18	HODGSON Mike	GBR	-	-	-	-	-	-	-	-	-	-	-	3	-	-	-	-	-	-	-	-	178.45	0.00	3	0	3.00	4
14	COLLINGS Frances	GBR	-	-	-	-	-	-	-	-	-	-	-	3	-	-	-	-	-	-	3	-	168.32	0.00	6	0	6.00	5
17	MOULD Tony	GBR	-	-	-	-	-	-	-	-	-	-	-	3	-	-	3	-	-	-	-	-	173.91	0.00	6	0	6.00	6
12	BUSHELL Sue	GBR	-	-	3	-	-	-	3	3	-	-	-	3	-	-	-	-	-	-	-	3	186.77	1.89	15	0	16.89	7
13	WARNER Jan	GBR	-	-	-	-	-	-	3	3	-	-	-	-	-	-	-	-	-	-	-	-	207.28	12.14	6	0	18.14	8
D	OPEN SINGLE HORSE																											
25	CHRISTIAN Lynda	GBR	-	-	-	-	-	-	-	-	-	-	-	-	-	-	-	-	-	-	-	-	178.09	0.00	0	0		1
26	HENRY Susan	GBR	-	-	-	-	-	-	-	-	-	-	-	-	-	-	-	-	-	-	-	-	181.02	0.00	0	0		2
21	SMITH Jane	GBR	-	-	-	-	-	-	-	-	-	-	-	-	-	-	3	-	-	-	-	-	178.29	0.00	3	0	3.00	3
24	RIPLEY John	GBR	-	-	-	-	-	-	3	-	-	-	-	-	-	-	3	-	-	-	-	-	173.49	0.00	6	0	6.00	4
23	NEWBY Gael	GBR	-	-	-	-	-	3	-	-	-	3	-	-	-	-	3	-	-	-	-	-	177.28	0.00	9	0	9.00	5
27	MCGILL Lucy	GBR	-	-	-	-	-	-	3	-	3	3	3	-	-	-	-	-	-	-	-	-	172.87	0.00	12	0	12.00	6
22	KIRBY Geoff	GBR	-	-	-	-	3	-	6	-	3	-	-	3	-	-	3	-	-	-	3	-	184.84	0.92	21	0	21.92	7
19	EDMONDSON Viki	GBR	-	-	3	-	3	-	-	-	-	3	-	-	-	-	-	-	-	-	3	-	211.62	14.31	12	0	26.31	8
E	OPEN PONY PAIRS																											
31	WINDER Lynn	GBR	-	-	-	-	-	-	-	-	-	-	-	-	-	-	-	-	-	-	-	-	184.43	0.00	0	0		1
33	BARKER Harriet	GBR	-	-	-	-	-	-	-	-	-	-	-	-	-	-	-	-	-	-	-	-	193.07	2.54	0	0	2.54	2
30	KINGSLEY-MONKS Barbara	GBR	-	-	-	-	-	-	-	-	-	-	3	-	-	-	-	-	-	-	-	-	192.10	2.05	3	0	5.05	3
32	NISBET Amanda	GBR	-	-	-	-	-	-	-	-	-	-	-	-	-	-	-	-	-	-	-	-	203.70	7.85	0	0	7.85	4
28	SHANNON Peter	GBR	-	-	3	-	-	-	-	-	-	-	-	-	-	3	-	-	-	-	-	-	213.25	12.63	6	0	18.63	5
F	OPEN HORSE PAIRS																											
35	SMITH Chris	GBR	-	-	-	-	-	-	-	-	-	-	3	-	-	-	3	-	-	-	-	-	200.08	6.04	6	0	12.04	1
38	HEATH Graham	GBR	-	-	-	-	-	-	-	-	-	3	-	-	-	-	-	-	-	-	-	-	216.57	14.29	3	0	17.29	2
36	MAYES Derrick	GBR	-	-	-	-	-	-	3	-	-	-	3	-	-	-	-	-	-	-	3	-	214.12	13.06	9	0	22.06	3
37	PINNOCK Marisa	GBR	3	-	-	3	-	-	9	-	-	-	-	-	-	-	3	-	-	-	-	3	205.42	8.71	21	0	29.71	4
39	BEAZLEY-RICHARDS Joanna	GBR	-	-	-	-	3	3	3	-	-	-	-	-	-	-	-	-	-	-	-	-	225.61	18.81	9	0		ELIM
G	PONY TANDEM																											



Sandringham Horse Driving Trials 26-29 June 2014



Results Cones																													
NR	NAME		1	2	3	4	5	6	7	8	9	10	11	12	13	14	15	16	17	18	19	20	TIME	PNTS	CONES	PNTS	TOTAL	CLT	
42	BINNS James	GBR	-	-	-	-	-	-	-	-	-	-	-	-	-	-	-	-	-	-	-	-	192.43	2.22	0	0	2.22	1	
41	EDMED Ben	GBR	-	-	-	-	-	-	3	-	-	-	3	-	-	-	-	-	-	-	-	-	174.95	0.00	6	0	6.00	2	
H	HORSE TANDEM																												
43	TAYLOR David	GBR	-	-	-	-	-	-	-	-	-	-	-	-	-	-	-	-	-	-	-	-	209.71	6.86	0	0	6.86	1	
44	HILDITCH Judy	GBR	-	-	-	-	-	3	-	-	-	3	-	-	-	-	-	-	-	-	3	-	220.13	12.07	9	0	21.07	2	
45	COOPER Pat	GBR	-	3	-	-	-	-	3	-	3	-	-	-	-	-	-	-	-	-	-	-	241.71	22.86	9	5	36.86	3	
J	PARA GRADE1																												
109	*POPPEN Jacques (H)	NED	-	-	-	-	-	-	-	-	-	-	-	-	-	-	-	-	-	-	-	-	182.29	0.00	0	0		1	
111	*STRUJIK Adriaan (P)	NED	-	-	-	-	-	-	-	-	-	-	-	-	-	-	-	-	-	-	-	-	184.82	0.00	0	0		2	
119	*KASTAMA Diane (H)	USA	-	-	-	-	-	-	-	-	-	-	-	-	-	-	-	-	-	-	-	-	194.56	0.00	0	0		3	
115	KRONQVIST Birgitta (P)	SWE	-	-	3	-	-	-	-	-	-	-	-	-	-	-	-	-	-	-	-	-	190.90	0.00	3	0	3.00	4	
108	GOLDING Emma (P)	IRL	-	-	-	-	-	-	-	-	-	-	-	3	-	-	-	-	-	-	-	-	199.19	0.00	3	0	3.00	5	
122	*DANIEL Deborah (P)	GBR	-	-	-	-	-	6	-	-	-	-	-	-	-	-	-	-	-	-	-	-	181.32	0.00	6	0	6.00	6	
124	LUPTON Margaret (P)	GBR	-	-	-	-	-	-	3	-	-	-	-	-	3	-	-	-	-	-	-	-	188.39	0.00	6	0	6.00	7	
103	*LEHRTER Heiner (P)	GER	-	-	-	-	-	3	-	-	-	-	-	-	-	-	-	-	-	-	3	-	190.39	0.00	6	0	6.00	8	
102	*BEERHUES Markus (H)	GER	-	-	3	3	-	-	-	-	-	-	-	-	-	-	-	-	-	-	-	-	192.22	0.00	6	0	6.00	9	
120	BARCLAY Lucy (H)	GBR	3	-	-	-	-	3	-	-	-	-	-	-	-	-	-	-	-	-	-	-	194.46	0.00	6	0	6.00	10	
125	*TYAS PAICE Lindsey (P)	GBR	3	-	-	3	-	3	-	-	-	-	-	-	-	-	-	-	-	-	-	-	203.84	0.00	9	0	9.00	11	
101	HOLZKEN Rhine (P)	BEL	-	-	-	3	-	6	-	-	-	-	-	-	-	-	-	-	-	-	3	-	210.12	0.00	12	0	12.00	12	
114	KRISTIANSEN Liv (H)	NOR	-	-	-	3	3	6	-	-	-	-	-	-	-	-	-	-	-	3	-	-	195.07	0.00	15	0	15.00	13	
121	BAVERSTOCK Sarah (P)	GBR	-	-	-	-	-	3	-	-	3	-	-	-	-	-	3	3	3	3	-	-	203.33	0.00	18	0	18.00	14	
K	PARA GRADE 2																												
123	JOHNSON Sue (H)	GBR	-	-	-	-	-	-	-	-	-	-	-	-	-	-	-	-	-	-	-	-	214.92	0.00	0	0		1	
126	*WARD Mick (P)	GBR	-	-	3	-	-	-	-	-	-	-	-	-	-	-	-	-	-	-	-	-	194.32	0.00	3	0	3.00	2	
104	MARKETT Hubert (H)	GER	-	-	-	-	-	-	-	-	-	-	-	-	-	-	-	-	3	3	-	-	172.44	0.00	6	0	6.00	3	
106	ROEDER Torsten (P)	GER	-	-	-	-	-	3	-	-	3	-	-	-	-	-	-	-	-	-	-	-	176.98	0.00	6	0	6.00	4	
118	GRAY Mary (P)	USA	-	-	-	-	-	3	-	-	3	-	-	-	-	-	-	-	-	-	-	-	198.23	0.00	6	0	6.00	5	
117	*GILES Robert (P)	USA	-	3	-	-	3	-	-	-	-	-	-	-	-	-	-	-	-	-	-	-	214.71	0.00	6	0	6.00	6	



Sandringham Horse Driving Trials 26-29 June 2014



Results Cones																												
NR	NAME		1	2	3	4	5	6	7	8	9	10	11	12	13	14	15	16	17	18	19	20	TIME	PNTS	CONES	PNTS	TOTAL	CLT
116	*FITCH Virginia (P)	USA	-	3	-	-	-	6	-	-	-	-	-	-	-	-	-	-	-	-	-	-	195.46	0.00	9	0	9.00	7
105	*ROEDER Alexandra (H)	GER	-	3	-	-	-	3	3	-	-	-	-	-	-	-	-	-	-	-	-	-	200.54	0.00	9	0	9.00	8
112	*VAN MARWYK Aad (H)	NED	-	-	-	3	-	3	3	-	-	-	-	-	-	-	3	-	3	-	-	-	178.93	0.00	15	0	15.00	9
113	VENEMAN Ingmar (H)	NED	3	-	-	3	-	6	-	-	3	-	-	-	-	-	-	-	-	-	-	-	183.18	0.00	15	0	15.00	10

©Driving Program by Philippe Liénart (BEL) - philippe@lienart.com

NON OFFICIAL RESULTS 10:22
Please advise for possible errors

