

# BRITISH CARRIAGE DRIVING



## Dressage test **BC Open Singles A** (2023)

**Arena size:**  
**80 x 40 metres**

This document is designed for double-sided printing:

- |                                       |                     |
|---------------------------------------|---------------------|
| Dressage test sheet                   | - Print pages 3 & 4 |
| Movement diagram from A (competitors) | - Print pages 5 & 6 |
| Movement diagram from C (judges)      | - Print pages 7 & 8 |



**PLEASE CONSIDER THE ENVIRONMENT  
ONLY PRINT THE PAGES YOU ACTUALLY NEED**

***This Dressage Test is Copyright © British Carriage Driving***

This test and its associated diagrams is for personal use by British Carriagedriving members.  
It may not be copied, reproduced or sold in any form without permission from  
British Carriage Driving.

Please contact [email@britishcarriagedriving.co.uk](mailto:email@britishcarriagedriving.co.uk) or telephone +44 7494 876 814

## FILLER PAGE

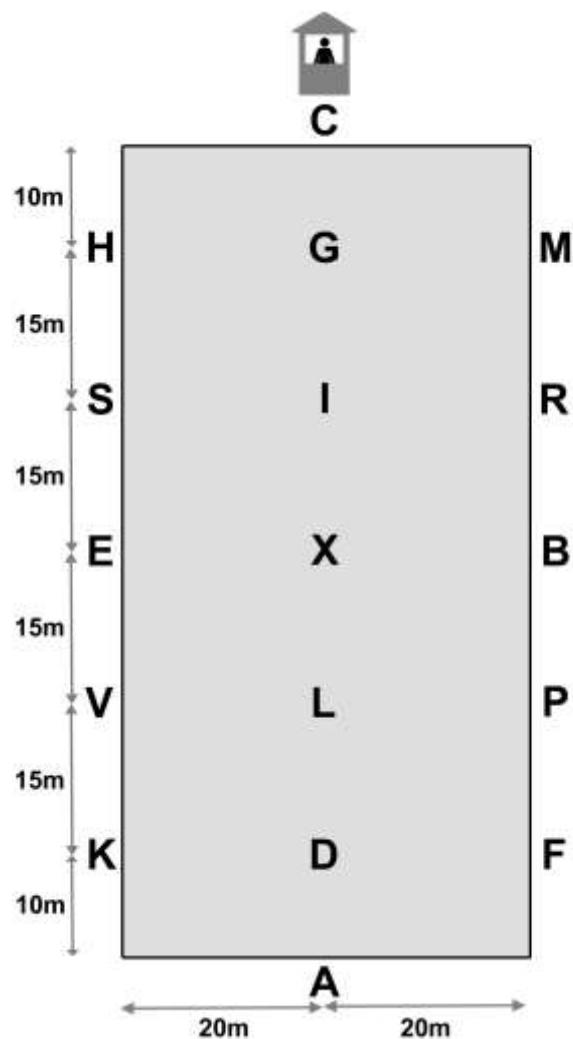
This page is the inside front cover.

It is here to ensure that test sheets and diagrams print on the correct sides of paper when using double-sided printing.



**PLEASE CONSIDER THE ENVIRONMENT  
ONLY PRINT THE PAGES YOU ACTUALLY NEED**

### 80 x 40 m dressage arena



MOVEMENT			TO BE JUDGED	MARK	REMARK
1	<b>AXCM</b>	Enter in Working Trot. Proceed down centre line without halting.	Drive on a straight line. Accuracy. Quality of trot		
2	<b>M-I-E</b>	Medium Trot	Transition to medium trot. Quality of medium trot, Regularity, Ground Cover, Impulsion. Transition to Working trot		
3	<b>E E – V  V V - K</b>	Working Trot Between E and V transition to Collected trot Circle left 15m Collected trot	Quality of collection. Balance, Suppleness, Rhythm, Bending, Accuracy. Transition to collected trot		
4	<b>K-A-F</b>	Working Trot	Transition to working trot Suppleness, Rhythm, Balance		
5	<b>FP PLP P PBR</b>	Working trot Circle left 20m, reins in one hand Reins at will Working trot	Rhythm, Balance, Fluency of Trot transition, accuracy, Bending.		
6	<b>R-M-C</b>	Walk	Regularity, Quality of Steps, Contact Transitions		
7	<b>CH HIB</b>	Working Trot Medium Trot	Quality of Medium Trot, Regularity, Ground Cover, Impulsion. Transitions		
8	<b>B B – P  P P – F</b>	Working Trot Between B and P transition to Collected Trot Circle right 15m Collected trot	Quality of collection. Balance, Suppleness, Rhythm, Bending, Accuracy.		
9	<b>F-A-K</b>	Working Trot	Transitions, Suppleness, Rhythm, Balance on the bit		
10	<b>KV V V V – E</b>	Working trot Circle right 20m, reins in one hand Reins at will Working Trot	Rhythm, Balance, Fluency of Trot transition		
11	<b>EH HCM</b>	8-10m deviation in Working Trot Collected Trot	Accuracy, Suppleness, Bending, Impulsion		
12	<b>MRV VF</b>	Extended Trot Working Trot	Transition, Rhythm, Impulsion, Contact, Lengthening of frame and steps, Transition Bending		
13	<b>FB BRI</b>	8-10m deviation in Working Trot Working Trot	Accuracy, Suppleness, Bending, Impulsion. Transitions, On Bit, Clear moment of immobility		
14	<b>I</b>	Halt Driver on the centre. Immobility Rein back 5 Steps	On bit, Obedience, Quality of diagonal steps, contact, straightness		
15	<b>I-C</b>	Free walk, 25m loop. Loop to go to the edge of arena	Freedom, Regularity, Stretching, Overstepping, Energy		
16	<b>C-I</b>	Working Trot, 25m loop. Loop to go to the edge of arena	Accuracy, Suppleness, Bending, Impulsion		
17	<b>I-L</b>	Working Trot 30m loop allowing the horse to stretch. Loop to go to edge of arena. Just before L retake the contact.	Rhythm, Balance, Relaxation, taking the contact, Stretching		
18	<b>LPFAD D-G</b>	Collected Trot Extended Trot	Transition, Rhythm, Impulsion, Contact, Lengthening of frame and steps. Transitions, bending		

19	G	Halt, Immobility, Salute	Straightness, Balance, to the Bit		
----	---	--------------------------	-----------------------------------	--	--

20	ATHLETE	Use of aids, handling of reins and whip, position on the box, accuracy of figures and transitions. The mark must reflect the consistent level of accuracy and quality of the transitions.		
21	GENERAL IMPRESSION AND PRESENTATION	Appearance of athlete and grooms, correctness, cleanliness of harness and harmonizing with carriage. Fitness, matching and condition of Horse(s), balanced picture of the complete turnout. Harmony between horse(s) and athlete.		

MAXIMUM MARKS: 210

CO-EFFICIENT: 0.76

All the Judges marks will be added together, multiplied by the co-efficient, divided by the number of Judges and deducted from 160, which will give a penalty score to which are added any incident penalties.

TOTAL THIS PAGE

CARRIED OVER  
FROM PREVIOUS PAGE

TOTAL MARK

The scale of Marks

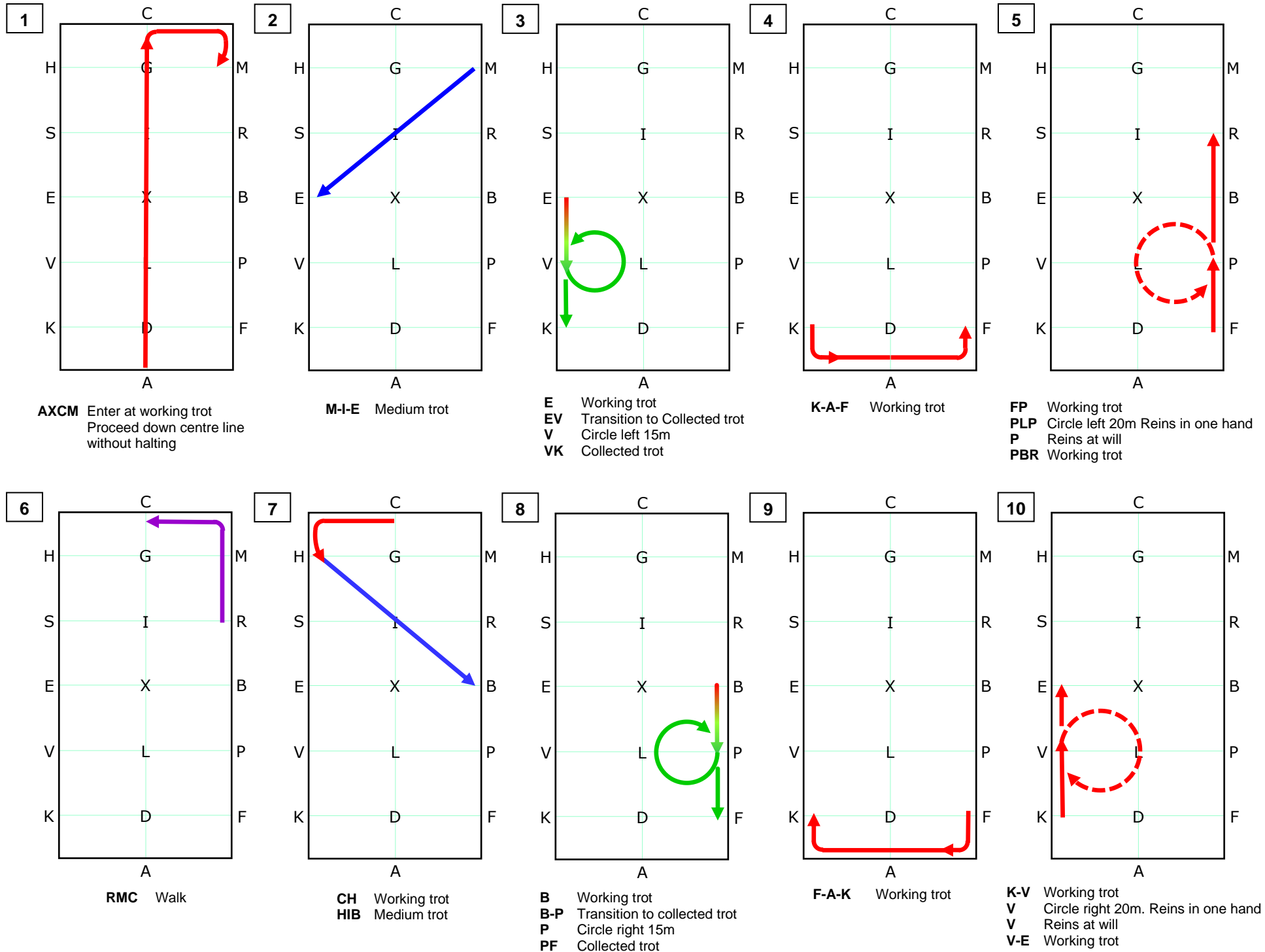
- 10 Excellent
- 9 Very good
- 8 Good
- 7 Fairly good
- 6 Satisfactory
- 5 Sufficient
- 4 Insufficient
- 3 Fairly bad
- 2 Bad
- 1 Very bad
- 0 Not performed

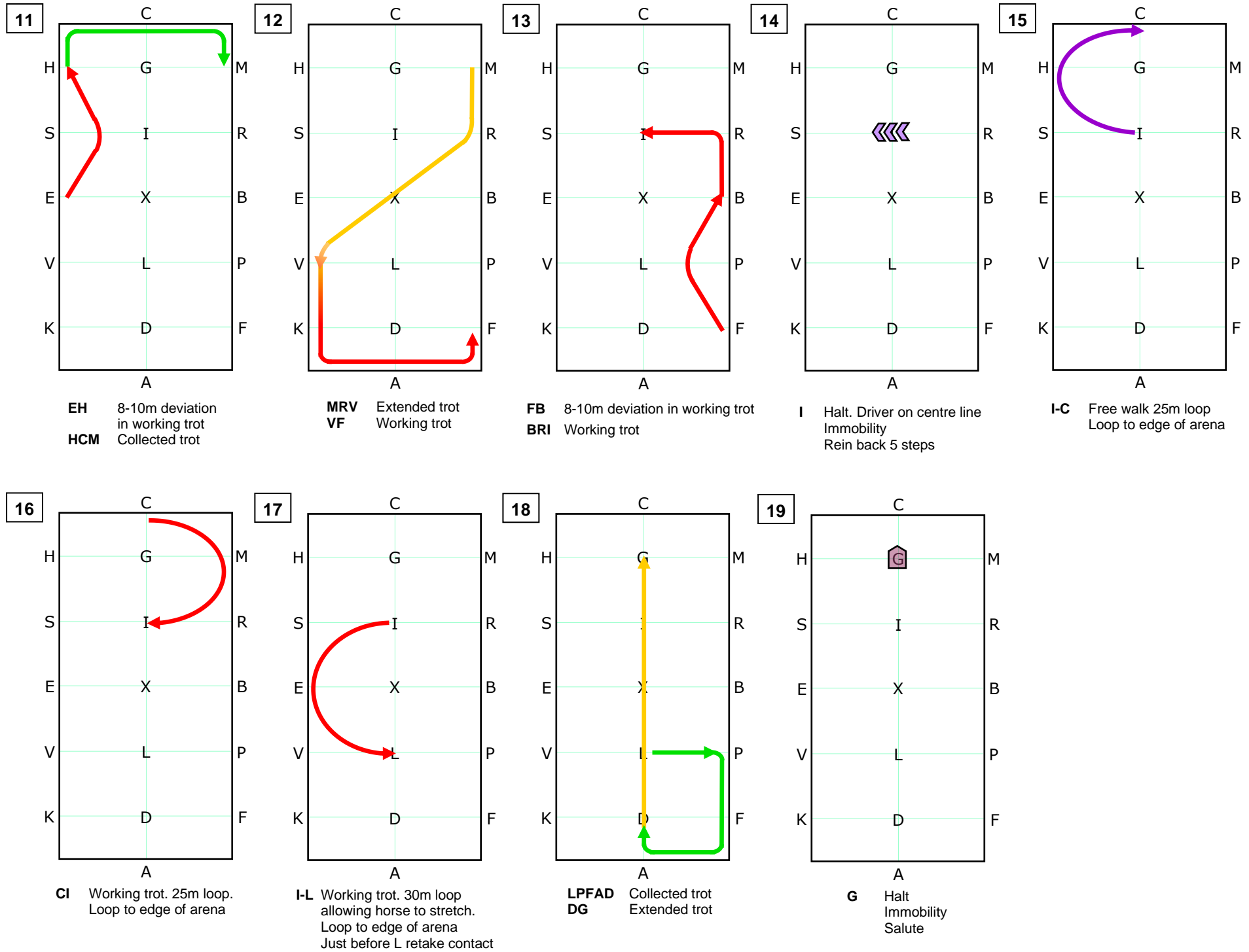
Incident (to be completed by judge at C)	Penalties
TOTAL PENALTIES	

Errors of Course  
Disobedience  
Dismounting of Grooms

- First incident: 5 penalties
- Second incident: 10 penalties
- Third incident: Elimination

Signature of Judge..... position at .....

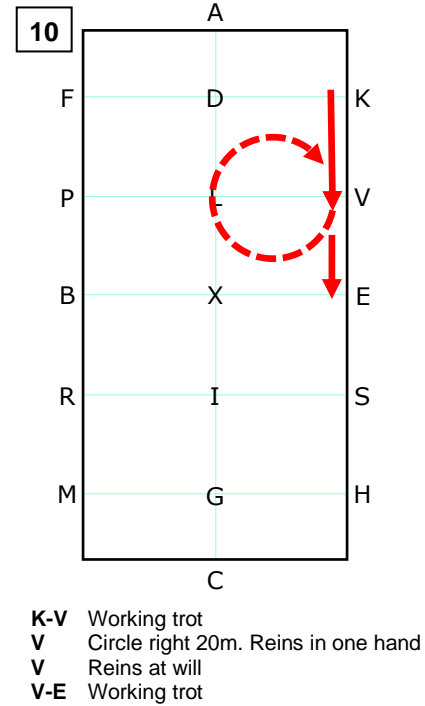
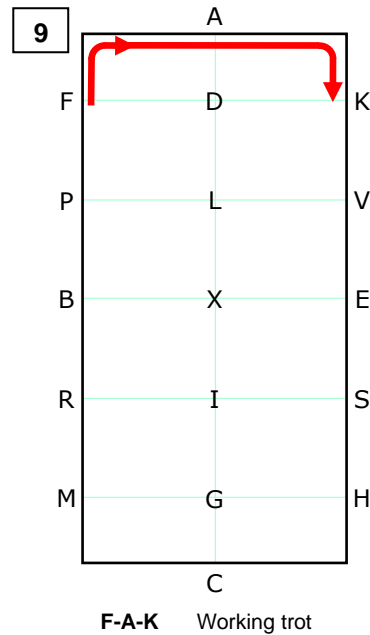
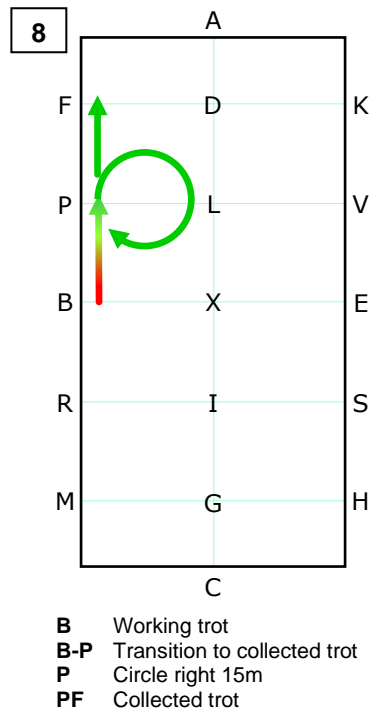
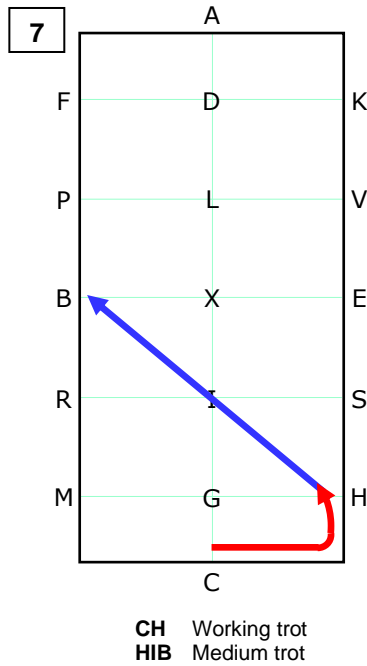
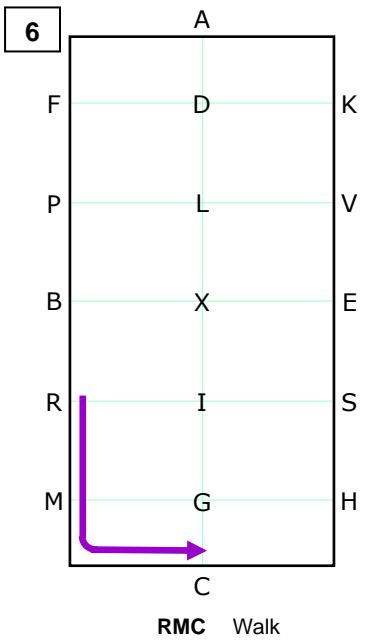
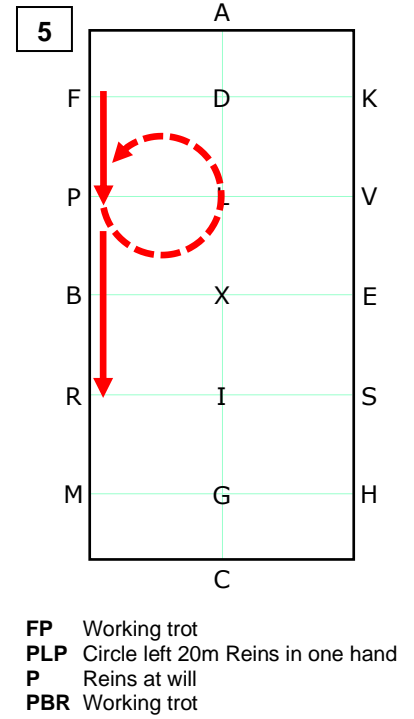
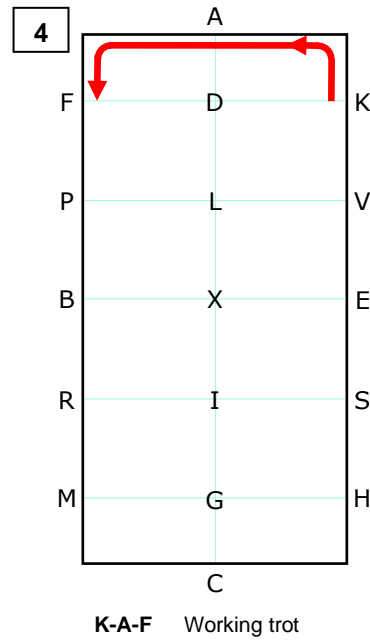
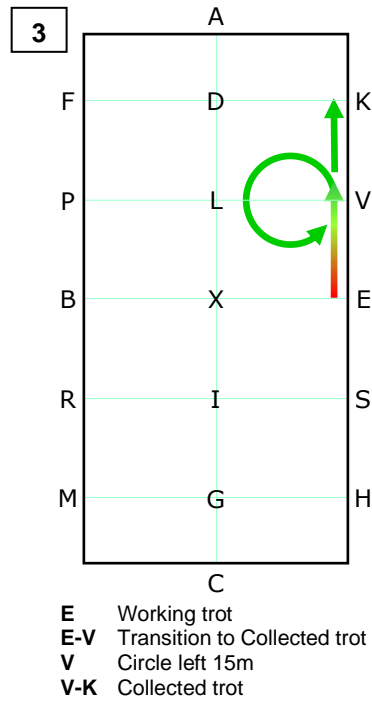
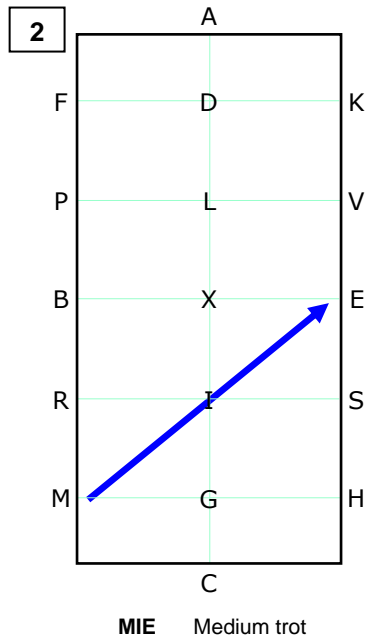
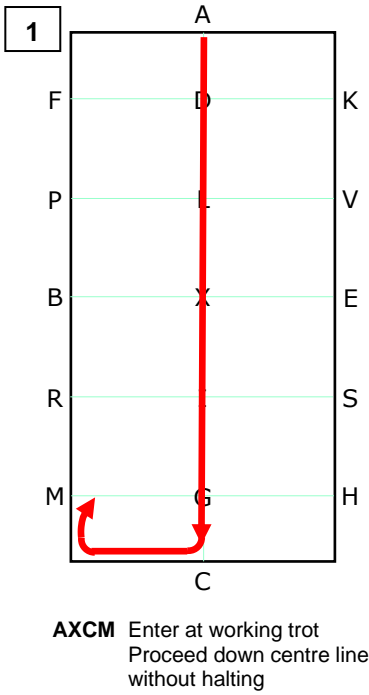


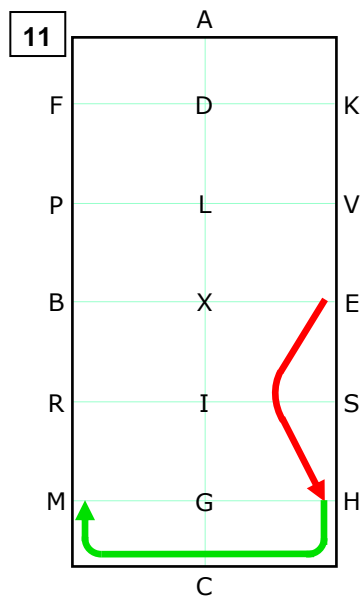


DRIVEN DRESSAGE TEST BC

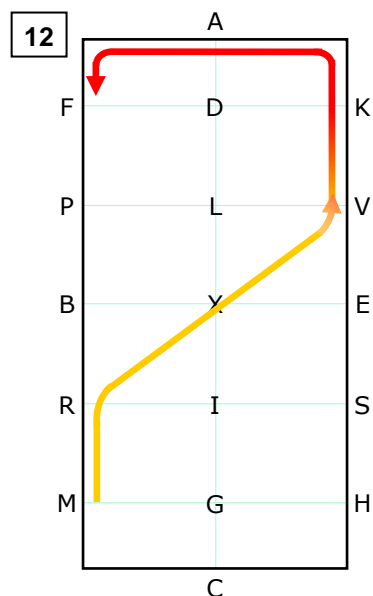
British Carriagedriving

Arena size: 80 x 40 m

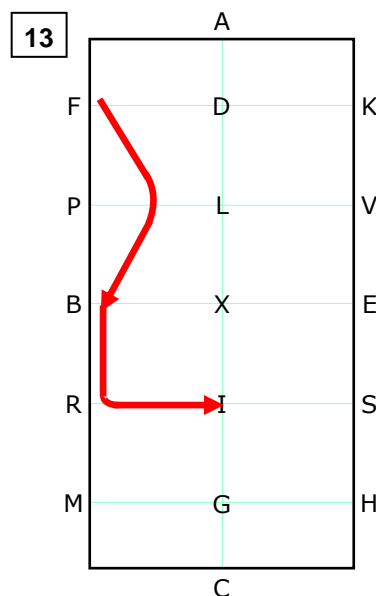




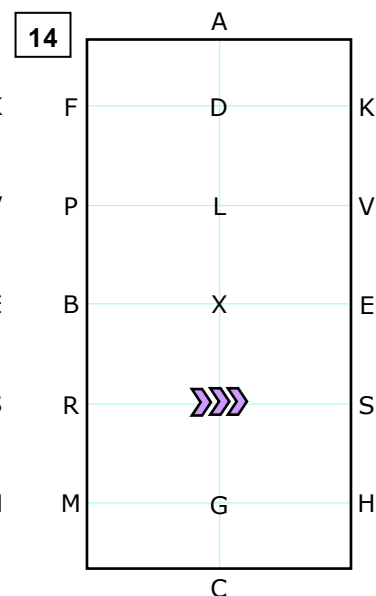
**EH** 8-10m deviation  
in working trot  
**HCM** Collected trot



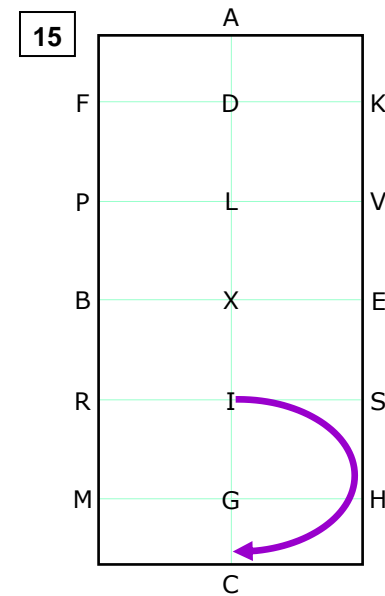
**MRV** Extended trot  
**VF** Working trot



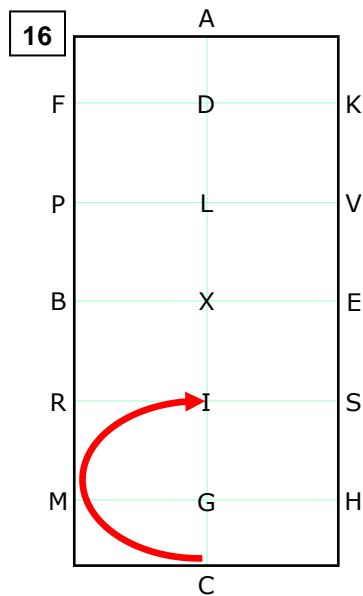
**FB** 8-10m deviation in working trot  
**BRI** Working trot



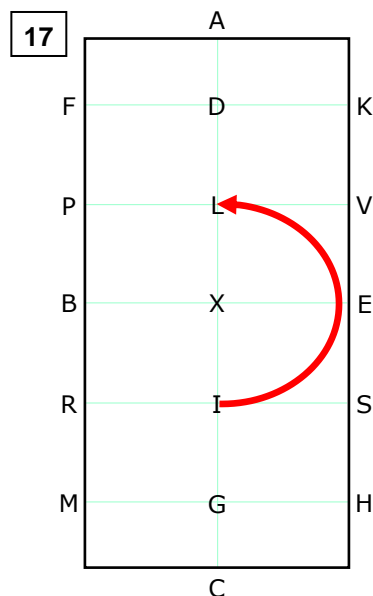
**I** Halt. Driver on centre line  
Immobility  
Rein back 5 steps



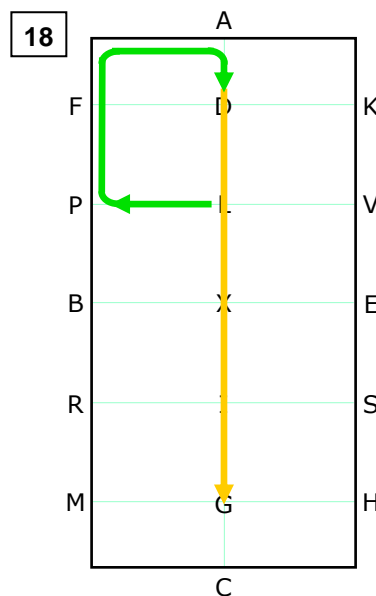
**I-C** Free walk 25m loop  
Loop to edge of arena



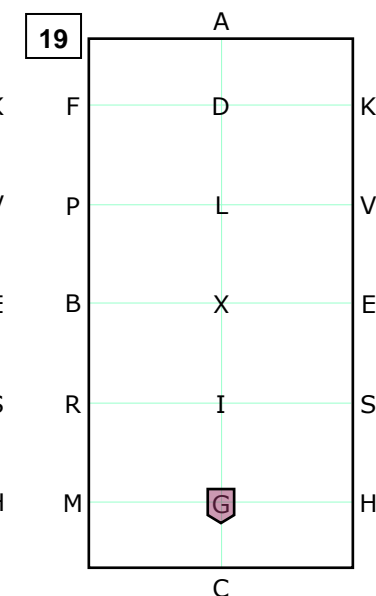
**CI** Working trot 25m loop  
Loop to edge of arena



**I-L** Working trot 30m loop  
allowing horse to stretch.  
Loop to edge of arena.  
Just before L retake contact.



**LPFAD** Collected trot  
**D-G** Extended trot



**G** Halt  
Immobility  
Salute