

BRITISH CARRIAGE DRIVING



Dressage Test Open Pairs A (2023)

Arena size: 80 x 40 metres

This document is designed for double-sided printing:

- Dressage test sheet for Open Pairs A - Print pages 3 & 4
- Movement diagram from A (competitors) - Print pages 5 & 6
- Movement diagram from C (judges) - Print pages 7 & 8



**PLEASE CONSIDER THE ENVIRONMENT
ONLY PRINT THE PAGES YOU ACTUALLY NEED**

This Dressage Test is Copyright © British Carriage Driving

This test and its associated diagrams is for personal use by British Carriagedriving members.
It may not be copied, reproduced or sold in any form without permission from
British Carriage Driving.

Please contact email@britishcarriagedriving.co.uk or telephone +44 7494 876 814

FILLER PAGE

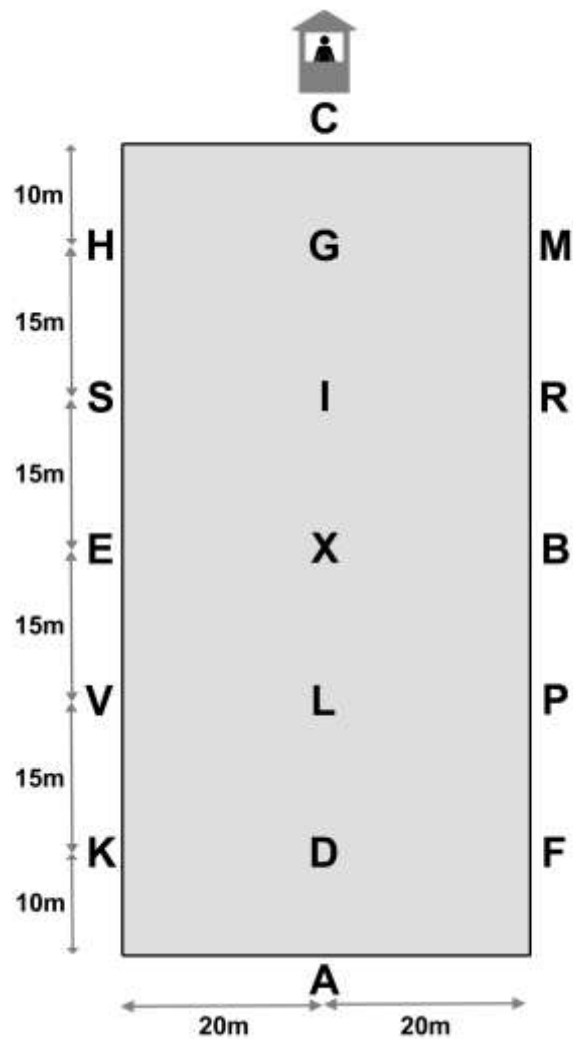
This page is the inside front cover.

It is here to ensure that test sheets and diagrams print on the correct sides of paper when using double-sided printing.



**PLEASE CONSIDER THE ENVIRONMENT
ONLY PRINT THE PAGES YOU ACTUALLY NEED**

80 x 40 m dressage arena



MOVEMENT		TO BE JUDGED	MARK	REMARKS
1	AXC	Enter at working trot. Proceed down centre line without halting	Straightness, Quality of trot.	
2	CMR	Working trot	Transition to working trot. Rhythm, bend.	
3	RXV	Progressively show medium trot	Quality of steps, energy, balance, regularity.	
4	VKADL	Working trot	Quality, rhythm, balance.	
5	L-X X X-I	Collected trot. Circle left 20m Collected trot	Quality, balance, bend, accuracy.	
6	IGCHS	Working trot	Quality, rhythm, balance	
7	SXP	Progressively show medium trot	Quality of steps, energy, balance, regularity	
8	PFADL	Working trot	Quality, rhythm, balance	
9	L-X X X-I	Collected trot Circle right 20m Collected trot	Quality, balance, bend, accuracy	
10	IGCMRI	Working trot	Quality, rhythm, balance.	
11	I	Halt 8 seconds. Driver on centre line	Immobility, stillness, attention, accuracy	
12	ISE	Proceed in walk	Quality of steps, regularity	
13	E-V V-P P-B	Working trot Half circle 40m left, allowing horse(s) to stretch Working trot	Quality of stretch, regularity, balance	
14	B-M MCHSRB	Deviation 8-10m Working trot	Accuracy, bending, suppleness	
15	B-F FA	Deviation 8-10m Working trot	Accuracy, bending, suppleness	
16	A-L	Free walk, loop to edge of arena	Freedom, lengthening of frame and stride, regularity	
17	L	Halt. Driver on centre line. Immobility. Rein back 3-5 steps	Obedience, softness of contact, straightness, quality of steps	
18	LPFAD	Proceed in working trot	Quality, rhythm, balance	
19	D-G G	Progressive extended trot Halt. Immobility. Salute.	Power, regularity, straightness. Balance, stillness, correct frame	

Leave the arena at working trot.

20	ATHLETE	Use of aids, handling of reins and whip, position on the box, accuracy of figures and transitions. The mark must reflect the consistent level of accuracy and quality of the transitions.		
21	GENERAL IMPRESSION AND PRESENTATION	Appearance of athlete and grooms, correctness, cleanliness of harness and harmonizing with carriage. Fitness, matching and condition of Horse(s), balanced picture of the complete turnout. Harmony between horse(s) and athlete.		

MAXIMUM MARKS: 210

CO-EFFICIENT: 0.76

All the Judges marks will be added together, multiplied by the co-efficient, divided by the number of Judges and deducted from 160, which will give a penalty score to which are added any incident penalties.

TOTAL THIS PAGE

**CARRIED OVER
FROM PREVIOUS PAGE**

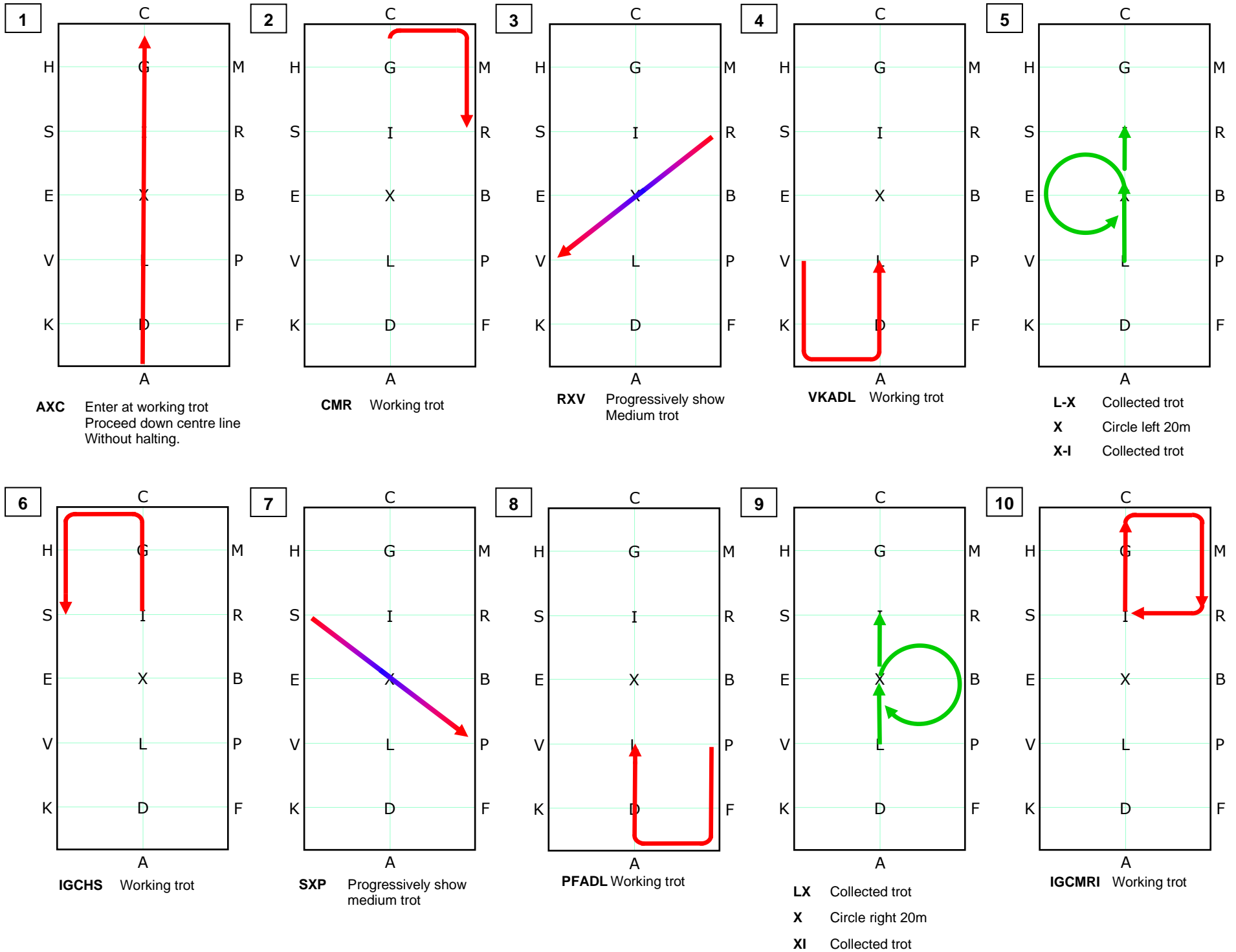
TOTAL MARK

Incident (to be completed by judge at C)	Penalties
TOTAL PENALTIES	

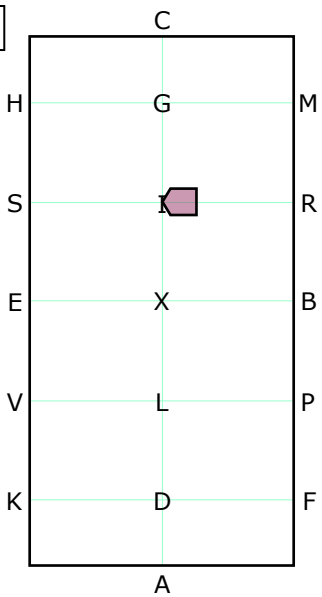
Signature of Judge..... position at.....

The scale of Marks	
10	Excellent
9	Very good
8	Good
7	Fairly good
6	Satisfactory
5	Sufficient
4	Insufficient
3	Fairly bad
2	Bad
1	Very bad
0	Not performed

Errors of Course	
Disobedience	
Dismounting of Grooms	
First incident:	5 penalties
Second incident:	10 penalties
Third incident:	Elimination

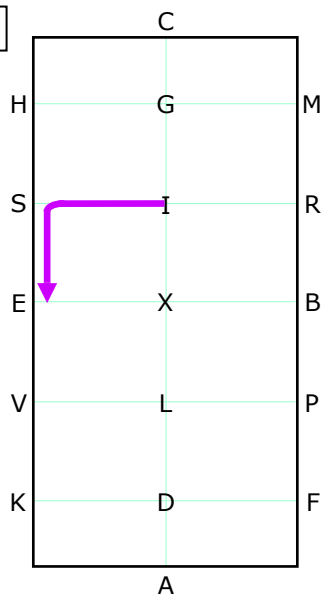


11



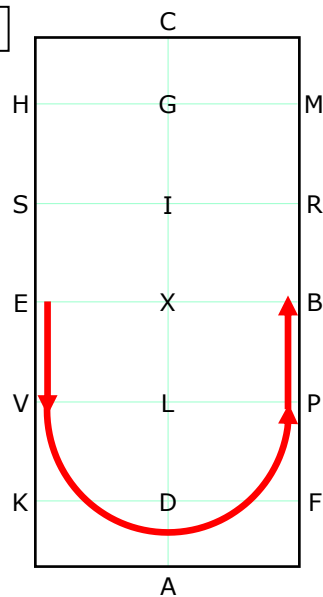
I Halt 8 seconds
Driver on centre line

12



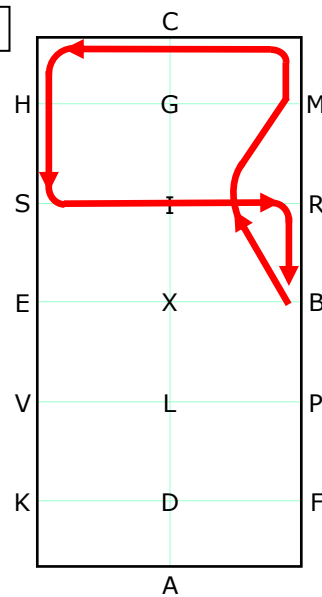
ISE Proceed in walk

13



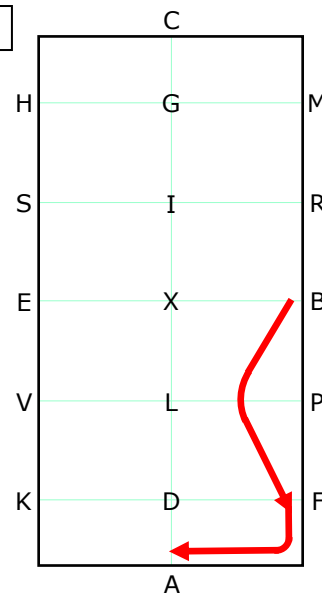
E-V Working trot
V-P Half circle 40m left
allowing horse(s)
to stretch
P-B Working trot

14



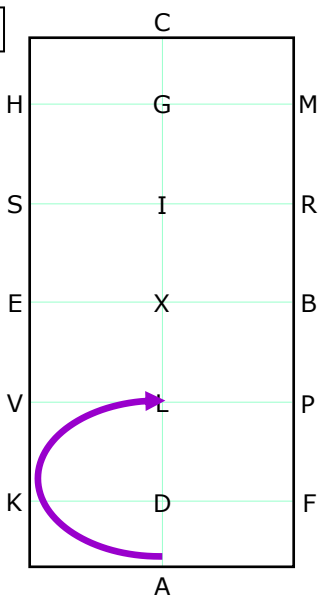
B-M Deviation 8-10m
MCHSRB Working trot

15



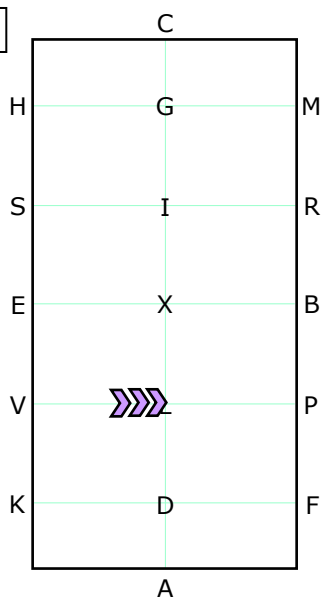
B-F Deviation 8-10m
FA Working trot

16



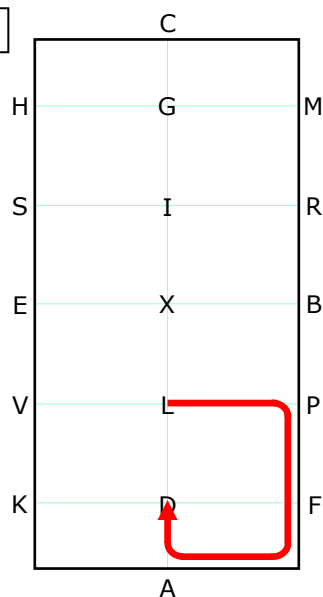
A-L Free walk
Loop to edge of arena

17



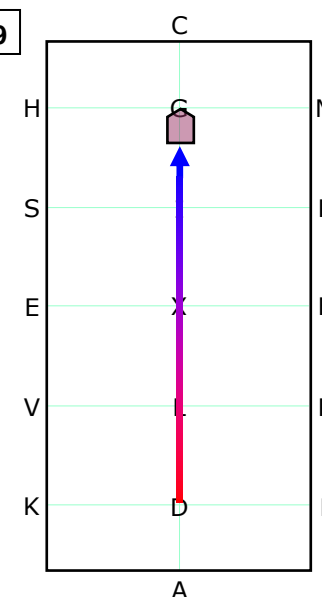
L Halt. Driver on centre line.
Immobility.
Rein back 3-5 steps

18

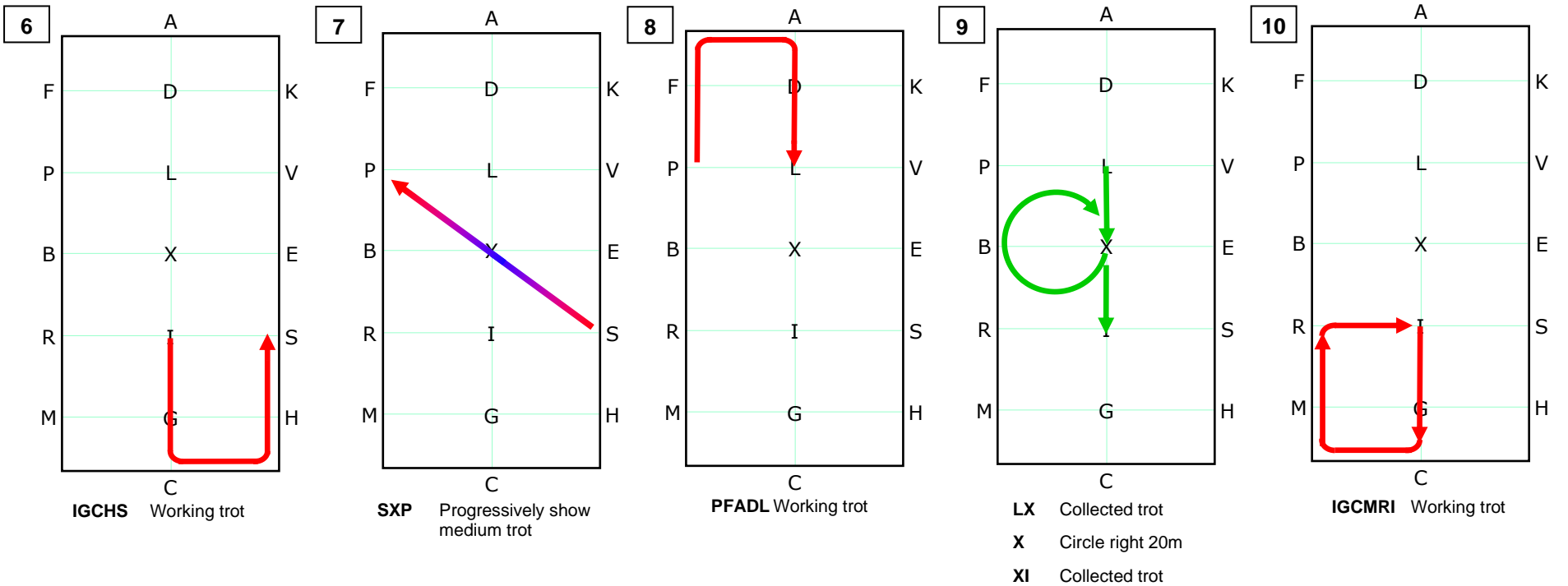
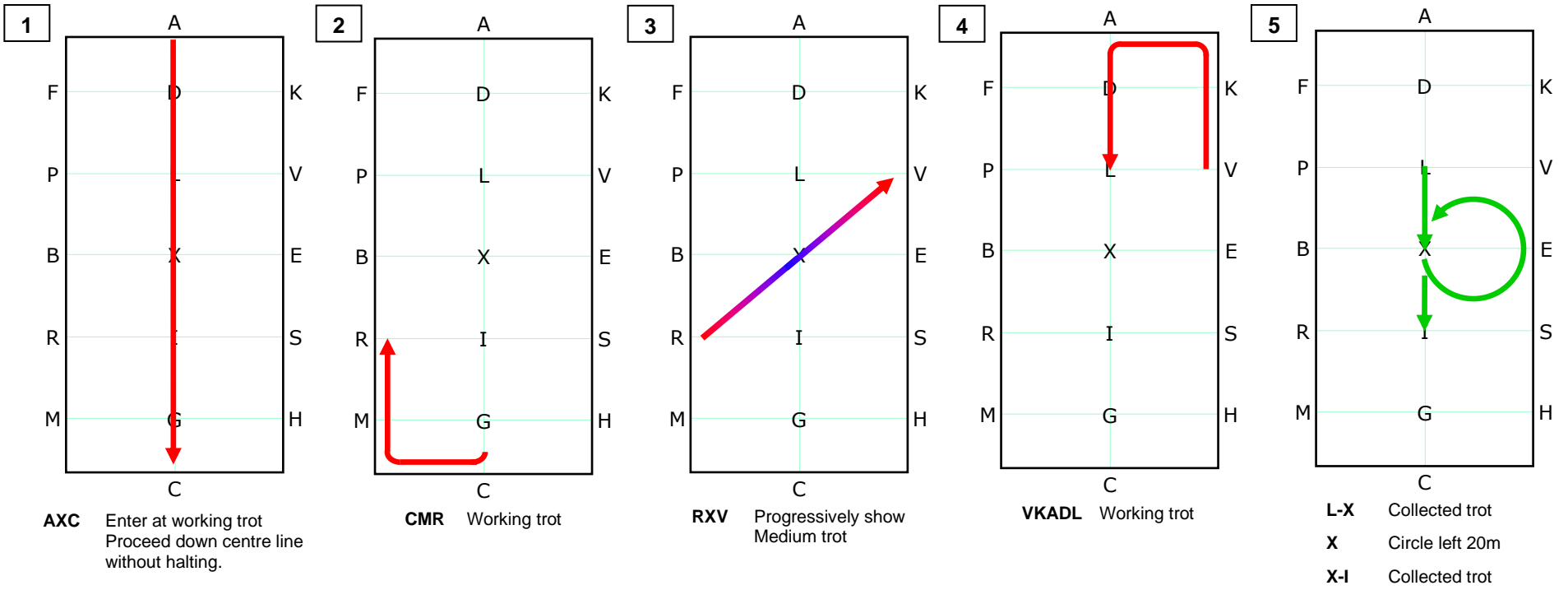


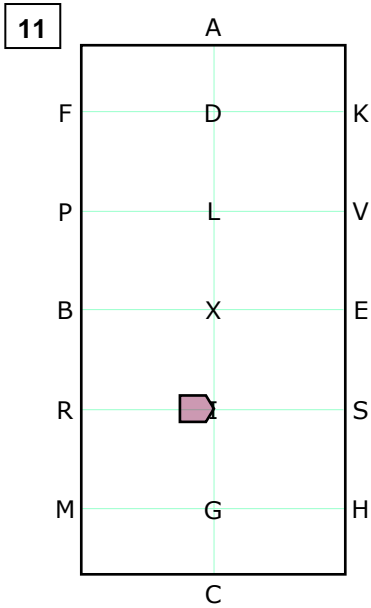
LPFAD Working trot

19

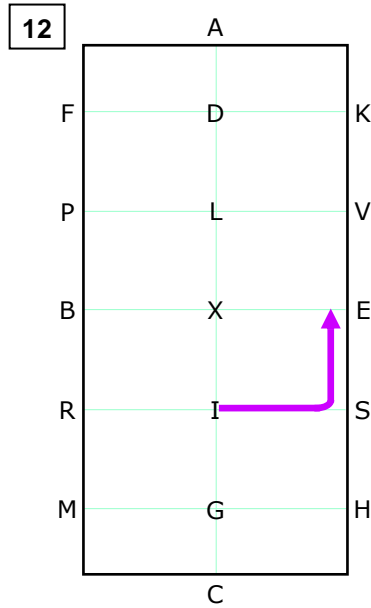


D-G Progressive Extended trot
G Halt. Immobility. Salute.

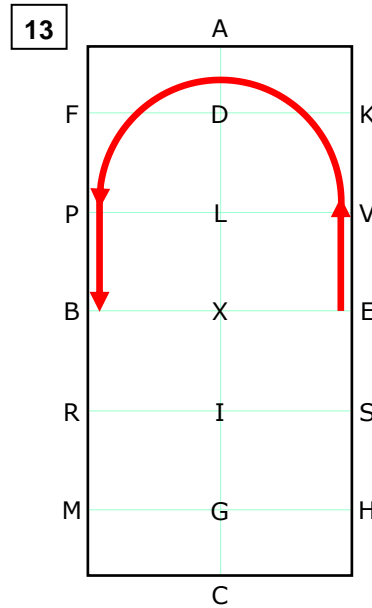




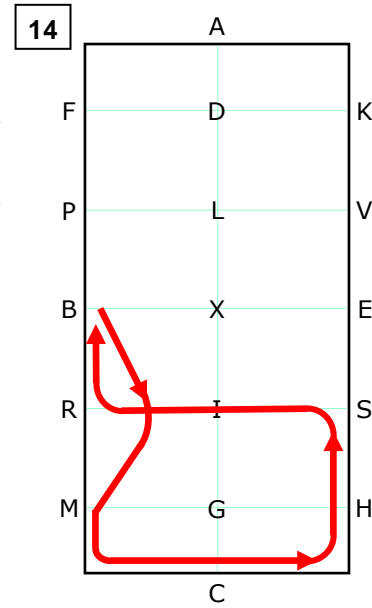
I Halt 8 seconds
Driver on centre line



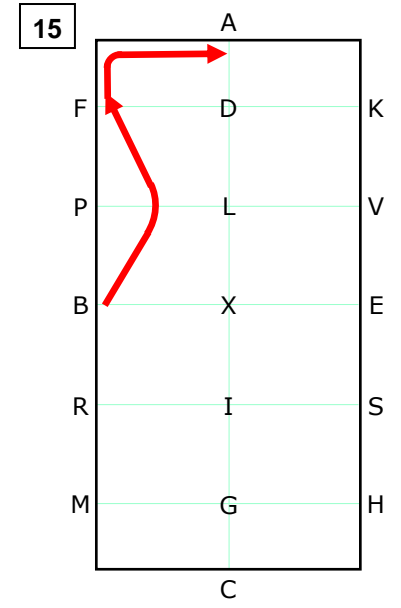
ISE Proceed in walk



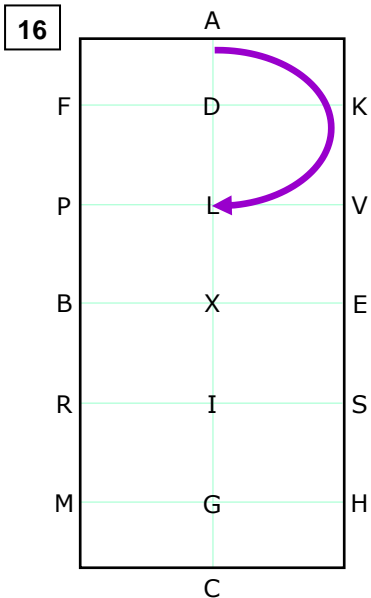
E-V Working trot
V-P Half circle 40m left
allowing horse(s) to stretch
P-B Working trot



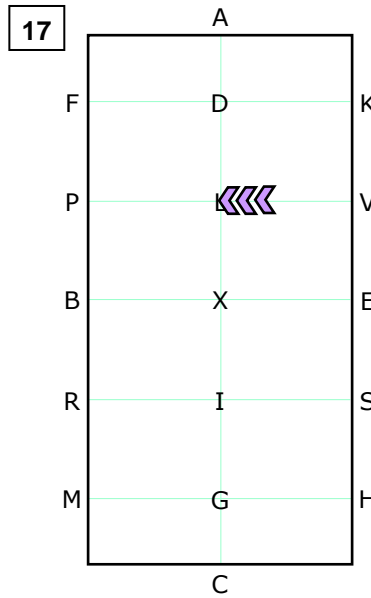
B-M Deviation 8-10m
MCHSRB Working trot



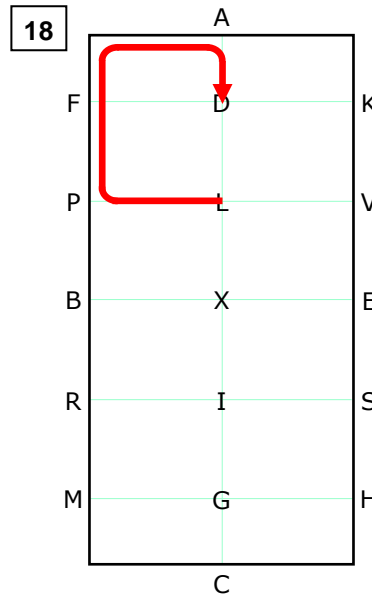
B-F Deviation 8-10m
FA Working trot



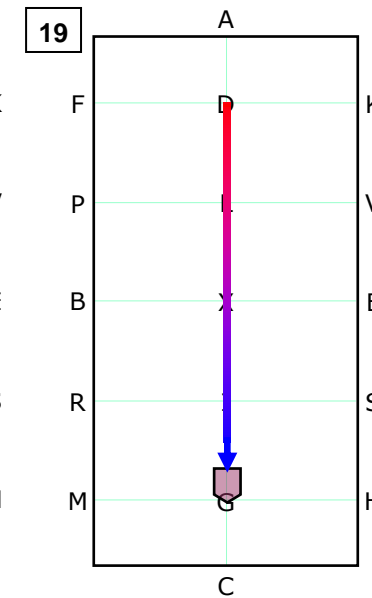
A-L Free walk
Loop to edge of arena



L Halt. Driver on centre line.
Immobility.
Rein back 3-5 steps



LPFAD Working trot



D-G Progressive Extended trot
G Halt. Immobility. Salute.